



Manatee County Sheriff's Office - Monthly Jail Report

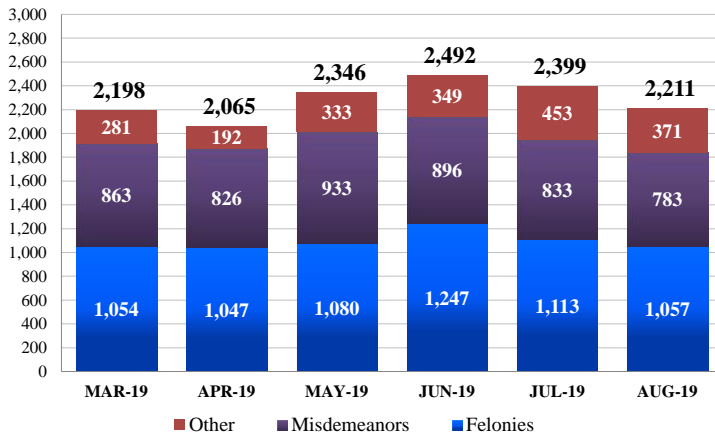


JAIL POPULATION

Custody Status -AUG

	<u>Daily Average</u> <u>AUG-18</u>	<u>Daily Average</u> <u>AUG-19</u>	<u>% Change</u>
Total Sentenced (Fel)	258	253	-1.9%
Total Sentenced (Misd)	15	17	13.3%
Probation Violators	82	48	-41.5%
Total Pre-Trial	644	664	3.1%
Total Awaiting Sentencing	14	14	0.0%
All Others	21	23	9.5%
TOTAL	1,034	1,019	-1.5%

Number of Charges by Month - 12-Month Period *



Average Time between Booking and Sentencing in Days

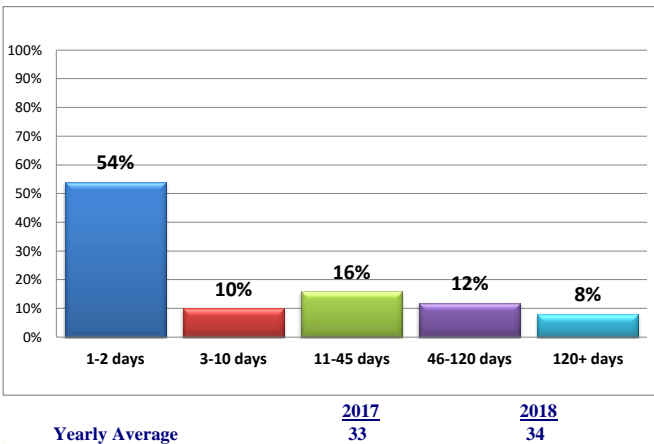
Misdemeanor	Felony
<u>32</u>	<u>42</u>

Average Length of Sentence in Days

Misdemeanor	Traffic	Felony
<u>91</u>	<u>93</u>	<u>252</u>

- * "Other" category includes charges such as Municipal or Civil violations, Child support
- * Includes all charges (Fel/Misd/Other), not body count
- * Includes only NEW bookings (no re-bookings such as Weekenders or returning inmates on hold)
- * Does NOT include Criminal Registrants, Court Order Pickups, or Courtesy Holds for Other Agencies

Length of Stay - Year 2018



Yearly Average

2017
33

2018
34

Bookings Breakdown - AUG 2019

	MALE	FEMALE	JUV	W/E
19-Aug	703	242	52	8
19-Jul	669	253	68	11
19-Jun	665	269	57	7
19-May	730	245	62	7
19-Apr	649	257	76	4
19-Mar	667	247	77	3
19-Feb	611	225	47	1
19-Jan	664	242	74	2
18-Dec	652	252	72	4
18-Nov	613	236	67	2
18-Oct	628	239	76	7
18-Sep	612	224	70	7

*Does not include re-bookings,criminal registrants,court pickups

* Shows total number of individuals booked per month



Manatee County Sheriff's Office - Monthly Jail Report



JAIL ACTIVITY & MONTHLY STATISTICS

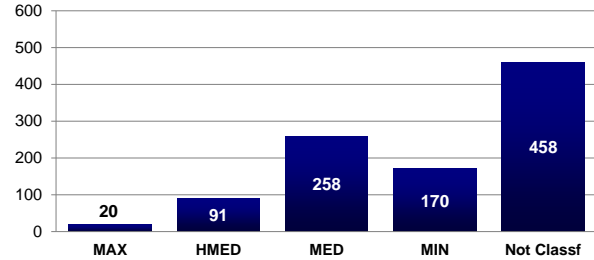
Bookings

Monthly Bookings Aug-18 Aug-19 % Change
 911 997 9.4%

Annual Average Year 2017 Year 2018 % Change
 915 954 4.3%

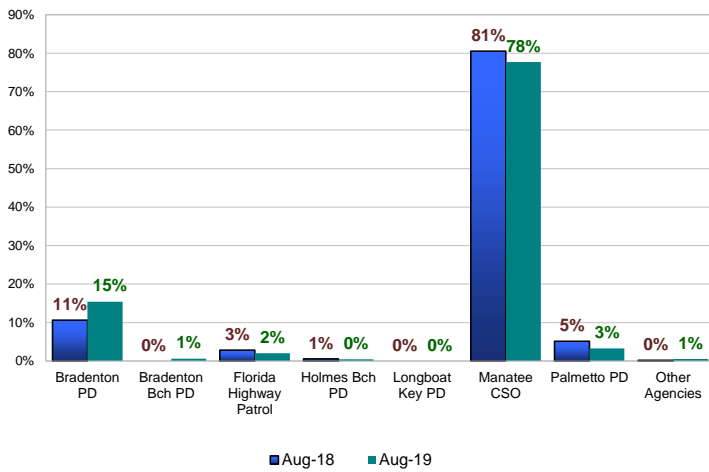
* Includes only new bookings (no re-bookings or criminal registrants)

AUG 2019 Inmate Security Level Classification

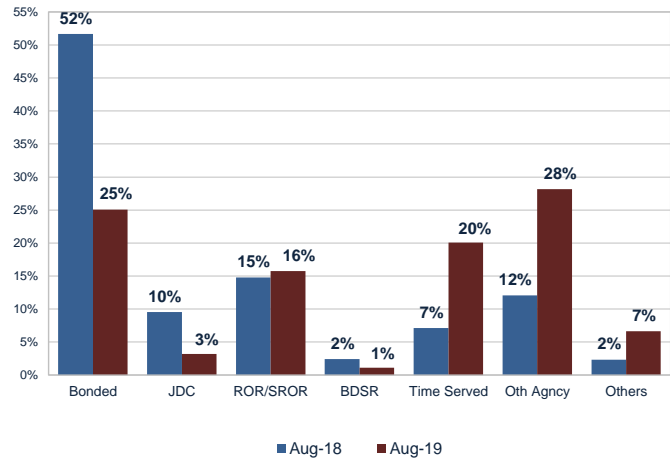


* Not Classified includes Juveniles, short stays (in-outs)

% of Total Intakes by Agency AUG 2018 vs. AUG 2019 Comparison



% of Total Releases AUG 2018 vs. AUG 2019 Comparison



* Others include weekenders, registrants, purges, etc.

Monthly Intakes - New Bookings by Agency

	<u>AUG 2018</u>	<u>AUG 2019</u>
Bradenton PD	97	154
Bradenton Bch PD	0	6
Florida Highway Patrol	26	20
Holmes Bch PD	5	4
Longboat Key PD	0	0
Manatee CSO	734	775
Palmetto PD	47	33
Other Agencies	2	5
Total	911	997

* New bookings only (no re-bookings or criminal registrants)

* New charges added while in jail were NOT considered

Monthly Releases - By Charges

	<u>AUG 2018</u>	<u>AUG 2019</u>
Bonded	573	550
Registrants	75	70
Release on Own Recognizance	45	157
Supervised ROR	119	189
Bond and SROR	27	24
DJJ or Parent Custody	106	70
Other Agencies	134	618
NFO / Nolle	3	66
Other	23	80
Time Served	79	440
Total	1,184	2,264

* Other includes weekenders, non support, etc.

