



Manatee County Sheriff's Office - Monthly Jail Report

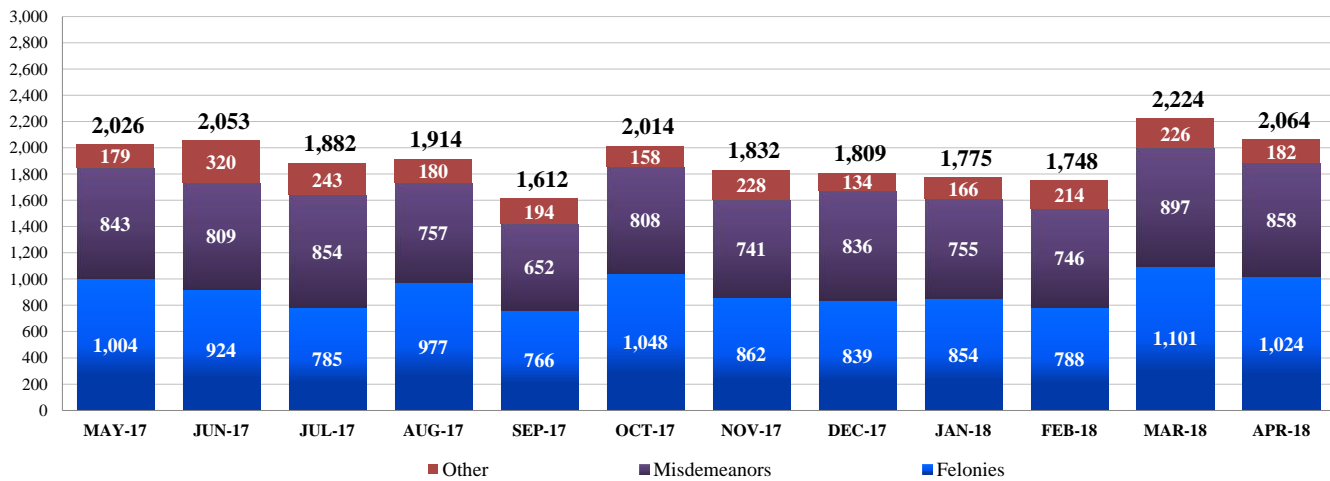


JAIL POPULATION

Custody Status -APR

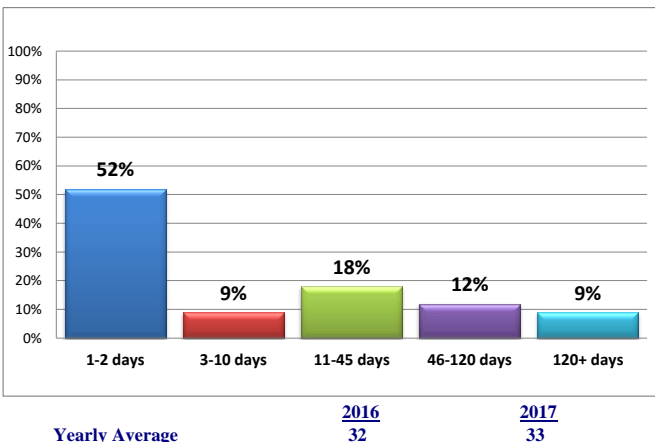
	<u>Daily Average</u> <u>APR-17</u>	<u>Daily Average</u> <u>APR-18</u>	<u>% Change</u>
Total Sentenced (Fel)	259	249	-3.9%
Total Sentenced (Misd)	17	13	-23.5%
Probation Violators	107	85	-20.6%
Total Pre-Trial	674	635	-5.8%
Total Awaiting Sentencing	28	34	21.4%
All Others	23	20	-13.0%
TOTAL	1,108	1,036	-6.5%

Number of Charges by Month - 12-Month Period *



- * "Other" category includes charges such as Municipal or Civil violations, Child support
- * Includes all charges (Fel/Misd/Other), not body count
- * Includes only NEW bookings (no re-bookings such as Weekenders or returning inmates on hold)
- * Does NOT include Criminal Registrants, Court Order Pickups, or Courtesy Holds for Other Agencies

Length of Stay - Year 2017



Bookings Breakdown - APR 2018

	MALE	FEMALE	JUV	W/E
18-Apr	706	236	64	1
18-Mar	733	248	85	1
18-Feb	589	216	69	1
18-Jan	635	274	79	1
17-Dec	614	237	62	1
17-Nov	591	252	60	0
17-Oct	642	219	78	1
17-Sep	576	224	51	1
17-Aug	602	214	59	1
17-Jul	620	238	73	1
17-Jun	663	198	64	2
17-May	732	271	99	1

- *Does not include re-bookings,criminal registrants,court pickups
- * Shows total number of individuals booked per month



Manatee County Sheriff's Office - Monthly Jail Report



JAIL ACTIVITY & MONTHLY STATISTICS

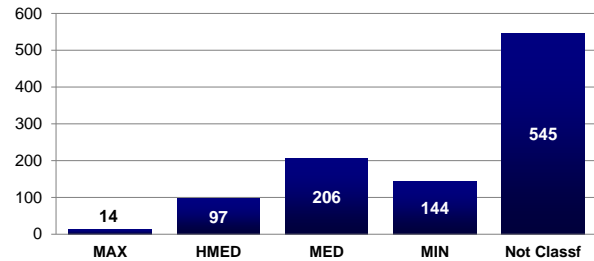
Bookings

Monthly Bookings Apr-17 Apr-18 % Change
 939 1,006 7.1%

Annual Average Year 2016 Year 2017 % Change
 990 915 -7.6%

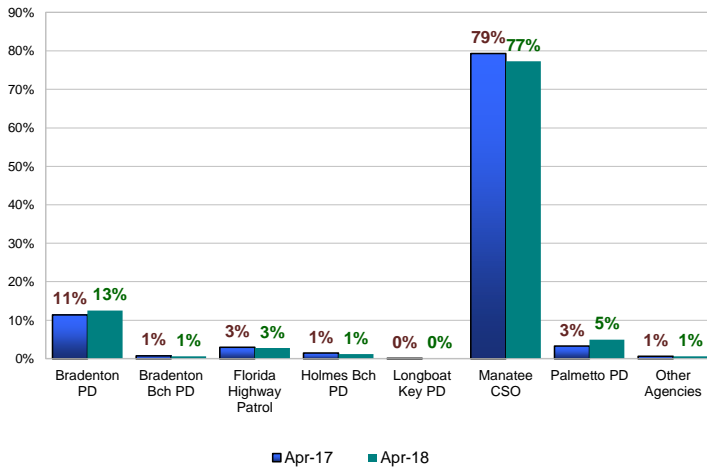
* Includes only new bookings (no re-bookings or criminal registrants)

APR 2018 Inmate Security Level Classification

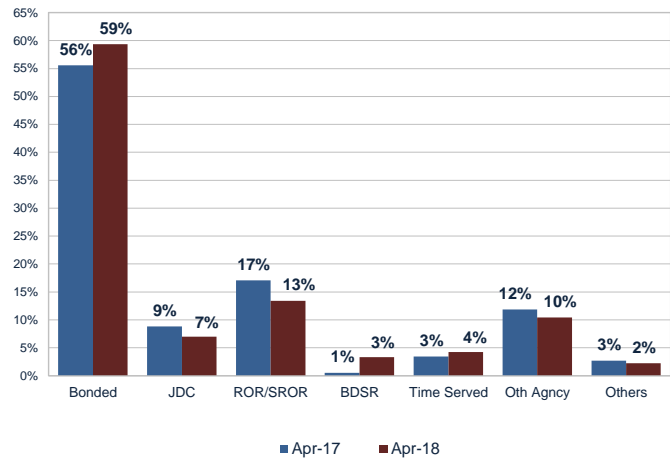


* Not Classified includes Juveniles, short stays (in-outs)

% of Total Intakes by Agency APR 2017 vs. APR 2018 Comparison



% of Total Releases APR 2017 vs. APR 2018 Comparison



* Others include weekenders, registrants, purges, etc.

Monthly Intakes - New Bookings by Agency

	<u>APR 2017</u>	<u>APR 2018</u>
Bradenton PD	107	126
Bradenton Bch PD	7	6
Florida Highway Patrol	28	28
Holmes Bch PD	14	12
Longboat Key PD	1	0
Manatee CSO	745	778
Palmetto PD	31	50
Other Agencies	6	6
Total	939	1,006

* New bookings only (no re-bookings or criminal registrants)

* New charges added while in jail were NOT considered

Monthly Releases - By Charges

	<u>APR 2017</u>	<u>APR 2018</u>
Bonded	618	698
Registrants	56	44
Release on Own Recognizance	57	41
Supervised ROR	133	117
Bond and SROR	6	39
DJJ or Parent Custody	98	82
Other Agencies	132	123
NFO / Nolle	3	5
Other	27	21
Time Served	38	50
Total	1,168	1,220

* Other includes weekenders, non support, etc.

