



Manatee County Sheriff's Office - Monthly Jail Report

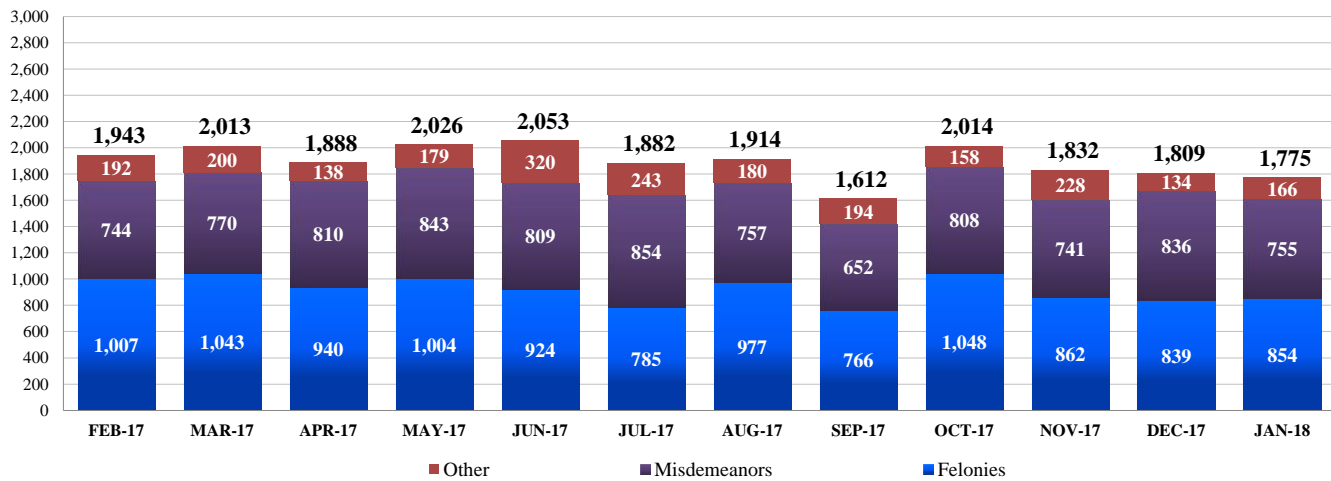


JAIL POPULATION

Custody Status -JAN

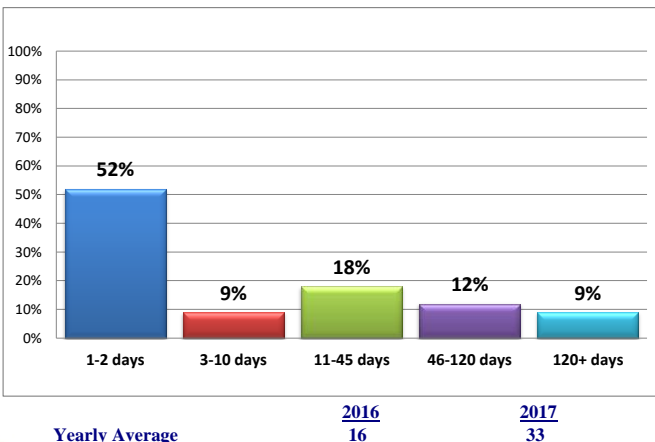
	<u>Daily Average</u> <u>JAN-17</u>	<u>Daily Average</u> <u>JAN-18</u>	<u>% Change</u>
Total Sentenced (Fel)	233	232	-0.4%
Total Sentenced (Misd)	9	15	66.7%
Probation Violators	81	97	19.8%
Total Pre-Trial	748	636	-15.0%
Total Awaiting Sentencing	23	23	0.0%
All Others	20	12	-40.0%
TOTAL	1,114	1,015	-8.9%

Number of Charges by Month - 12-Month Period *



- * "Other" category includes charges such as Municipal or Civil violations, Child support
- * Includes all charges (Fel/Misd/Other), not body count
- * Includes only NEW bookings (no re-bookings such as Weekenders or returning inmates on hold)
- * Does NOT include Criminal Registrants, Court Order Pickups, or Courtesy Holds for Other Agencies

Length of Stay - Year 2017



Bookings Breakdown - JAN 2018

	MALE	FEMALE	JUV	W/E
18-Jan	635	274	79	1
17-Dec	614	237	62	1
17-Nov	591	252	60	0
17-Oct	642	219	78	1
17-Sep	576	224	51	1
17-Aug	602	214	59	1
17-Jul	620	238	73	1
17-Jun	663	198	64	2
17-May	732	271	99	1
17-Apr	636	219	84	0
17-Mar	586	242	76	0
17-Feb	564	222	88	1

- *Does not include re-bookings,criminal registrants,court pickups
- * Shows total number of individuals booked per month



Manatee County Sheriff's Office - Monthly Jail Report



JAIL ACTIVITY & MONTHLY STATISTICS

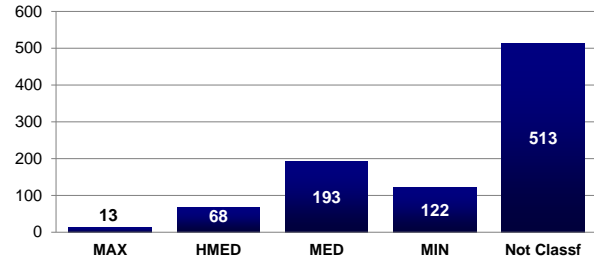
Bookings

Monthly Bookings Jan-17 Jan-18 % Change
 982 909 -7.4%

Annual Average Year 2016 Year 2017 % Change
 990 915 -7.6%

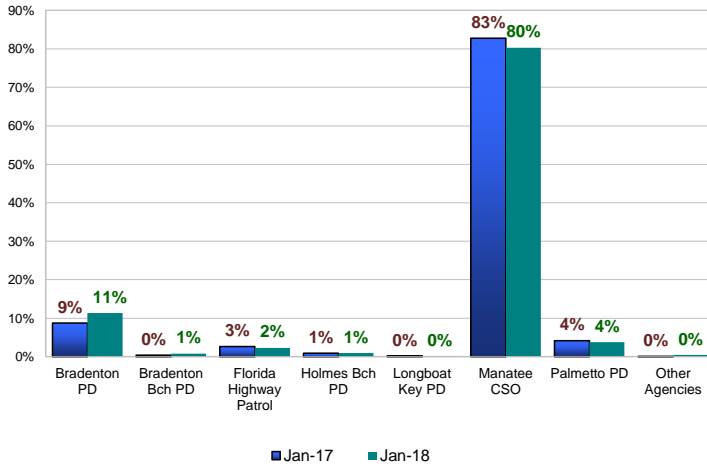
* Includes only new bookings (no re-bookings)

JAN 2017 Inmate Security Level Classification

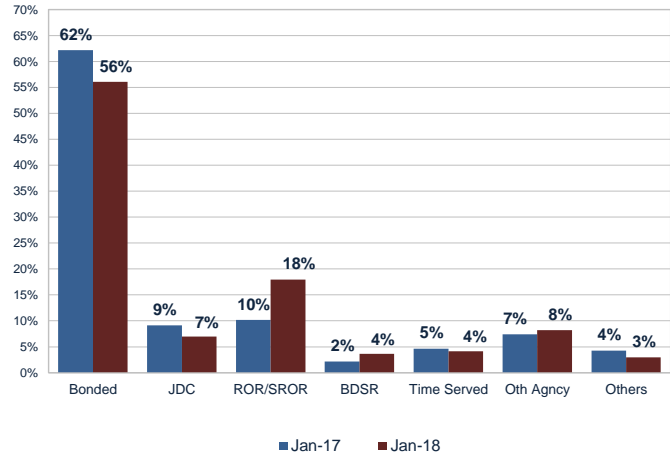


* Not Classified includes Juveniles, short stays (in-outs)

% of Total Intakes by Agency JAN 2017 vs. JAN 2018 Comparison



% of Total Releases JAN 2017 vs. JAN 2018 Comparison



* Others include weekenders, registrants, purges, etc.

Monthly Intakes - New Bookings by Agency

	<u>JAN 2017</u>	<u>JAN 2018</u>
Bradenton PD	86	103
Bradenton Bch PD	4	7
Florida Highway Patrol	26	21
Holmes Bch PD	9	9
Longboat Key PD	2	1
Manatee CSO	813	730
Palmetto PD	41	34
Other Agencies	1	4
Total	982	909

* New bookings only (no re-bookings)

* New charges added while in jail were NOT considered

Monthly Releases - By Charges

	<u>JAN 2017</u>	<u>JAN 2018</u>
Bonded	741	563
Registrants	53	56
Release on Own Recognizance	44	35
Supervised ROR	77	165
Bond and SROR	26	20
DJJ or Parent Custody	109	102
Other Agencies	88	95
NFO / Nolle	4	5
Other	47	16
Time Served	55	49
Total	1,244	1,106

* Other includes weekenders, non support, etc.

