



# Manatee County Sheriff's Office - Monthly Jail Report

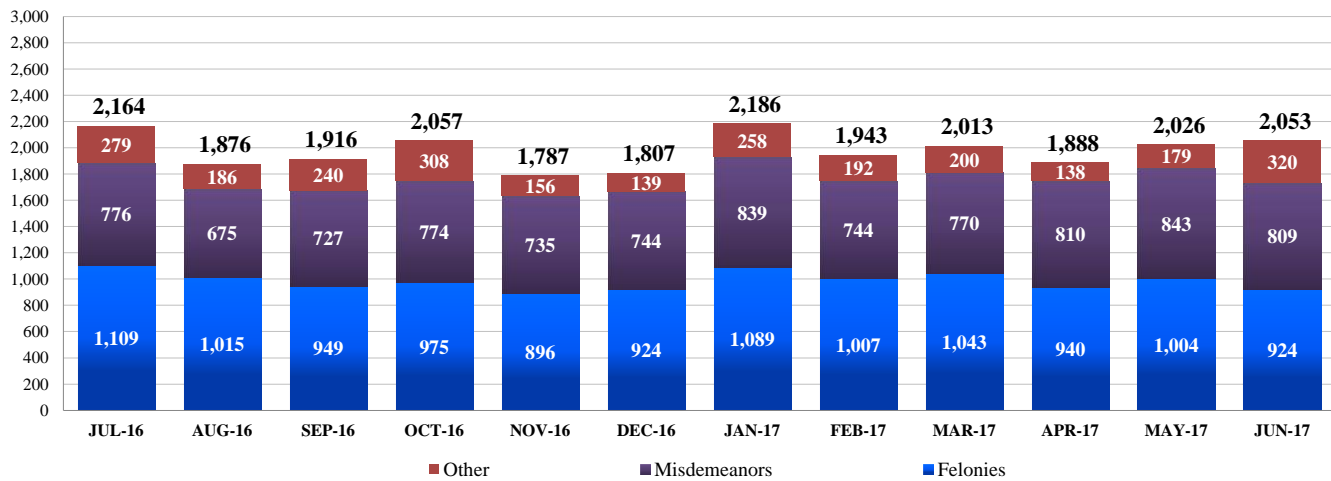


## JAIL POPULATION

### Custody Status - JUN

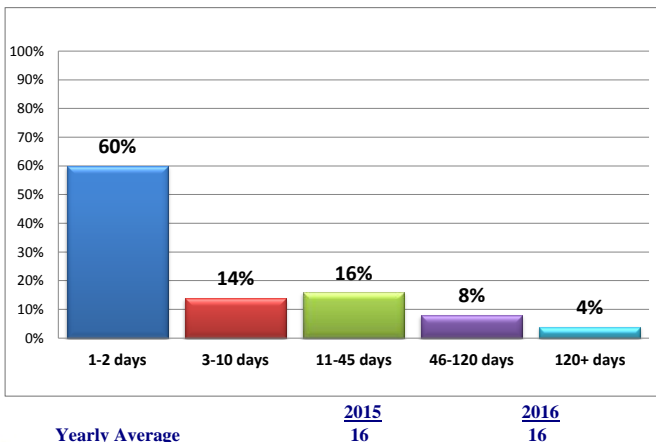
	<u>Daily Average</u> <u>JUN-16</u>	<u>Daily Average</u> <u>JUN-17</u>	<u>% Change</u>
Total Sentenced (Fel)	222	295	32.9%
Total Sentenced (Misd)	11	6	-45.5%
Probation Violators	117	83	-29.1%
Total Pre-Trial	730	679	-7.0%
Total Awaiting Sentencing	25	21	-16.0%
All Others	18	25	38.9%
<b>TOTAL</b>	<b>1,123</b>	<b>1,109</b>	<b>-1.2%</b>

### Number of Charges by Month - 12-Month Period \*



- \* "Other" category includes charges such as Municipal or Civil violations, Child support
- \* Includes all charges (Fel/Misd/Other), not body count
- \* Includes only NEW bookings (no re-bookings such as Weekenders or returning inmates on hold)
- \* Does NOT include Criminal Registrants, Court Order Pickups, or Courtesy Holds for Other Agencies

### Length of Stay - Year 2016



Yearly Average

2015  
16

2016  
16

### Bookings Breakdown - JUN 2017

	MALE	FEMALE	JUV	W/E
17-Jun	663	198	64	2
17-May	732	271	99	1
17-Apr	636	219	84	0
17-Mar	586	242	76	0
17-Feb	564	222	88	1
17-Jan	645	240	97	1
16-Dec	578	213	76	0
16-Nov	564	222	93	0
16-Oct	620	256	74	2
16-Sep	584	241	66	2
16-Aug	597	236	61	0
16-Jul	670	249	58	0

\*Does not include re-bookings,criminal registrants,court pickups

\* Shows total number of individuals booked per month



# Manatee County Sheriff's Office - Monthly Jail Report



## JAIL ACTIVITY & MONTHLY STATISTICS

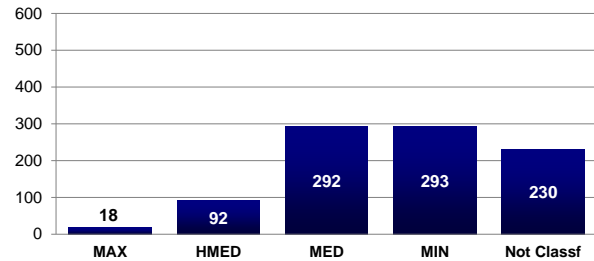
### Bookings

Monthly Bookings      Jun-16      Jun-17      % Change  
                                  1,087      925      -14.9%

Annual Average      Year 2015      Year 2016      % Change  
                                  1,047      990      -5.4%

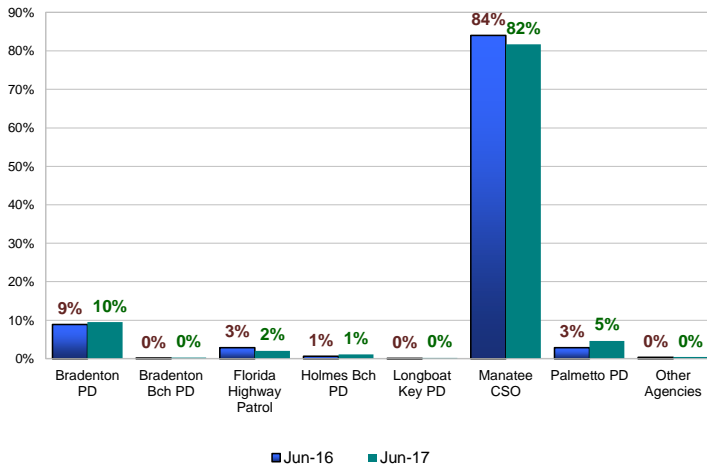
\* Includes only new bookings (no re-bookings)

### JUN 2017 Inmate Security Level Classification

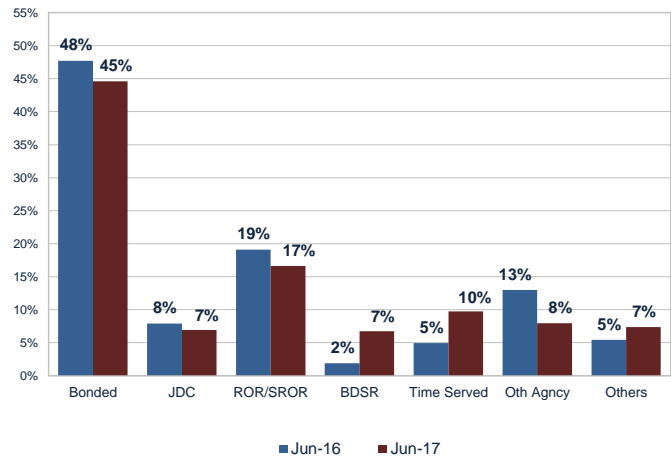


\* Not Classified includes Juveniles, Medical Pod, short stays (in-outs)

### % of Total Intakes by Agency JUN 2016 vs. JUN 2017 Comparison



### % of Total Releases JUN 2016 vs. JUN 2017 Comparison



\* Others include weekenders, registrants, purges, etc.

### Monthly Intakes - New Bookings by Agency

	<u>JUN 2016</u>	<u>JUN 2017</u>
Bradenton PD	96	88
Bradenton Bch PD	2	3
Florida Highway Patrol	31	19
Holmes Bch PD	7	10
Longboat Key PD	1	2
Manatee CSO	906	756
Palmetto PD	31	43
Other Agencies	4	4
<b>Total</b>	<b>1,078</b>	<b>925</b>

\* New bookings only (no re-bookings)

\* New charges added while in jail were NOT considered

\* New charges added while in jail were NOT considered

### Monthly Releases - By Charges

	<u>JUN 2016</u>	<u>JUN 2017</u>
Bonded	731	509
Registrants	58	55
Release on Own Recognizance	82	49
Supervised ROR	211	141
Bond and SROR	29	77
DJJ or Parent Custody	121	79
Other Agencies	199	91
NFO / Nolle	12	6
Other	71	78
Time Served	76	111
<b>Total</b>	<b>1,590</b>	<b>1,196</b>

\* Other includes weekenders, registrants, purges, etc.

