



Manatee County Sheriff's Office - Monthly Jail Report

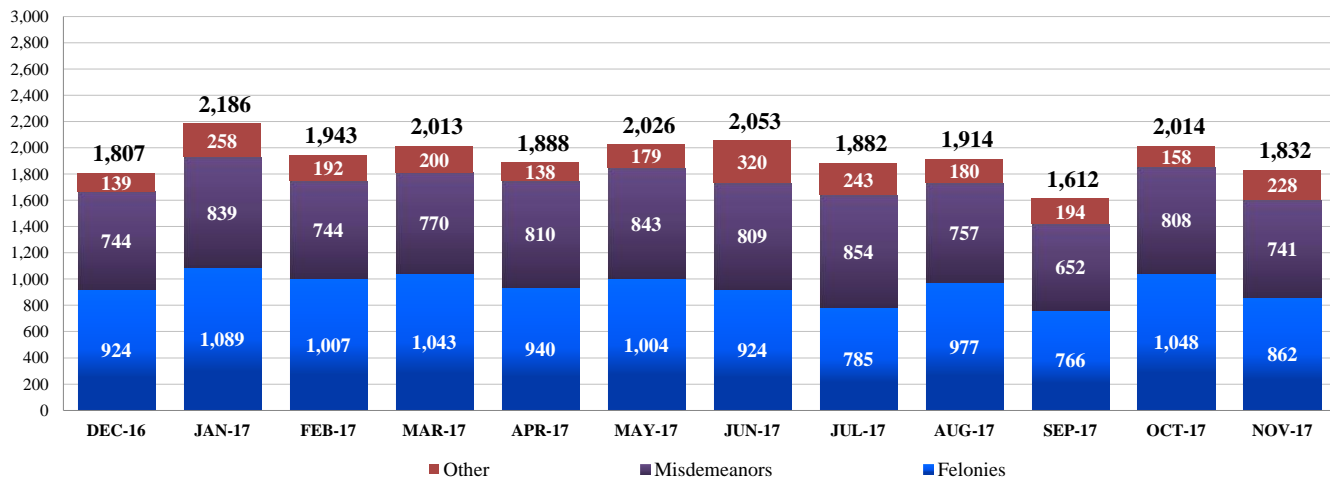


JAIL POPULATION

Custody Status -NOV

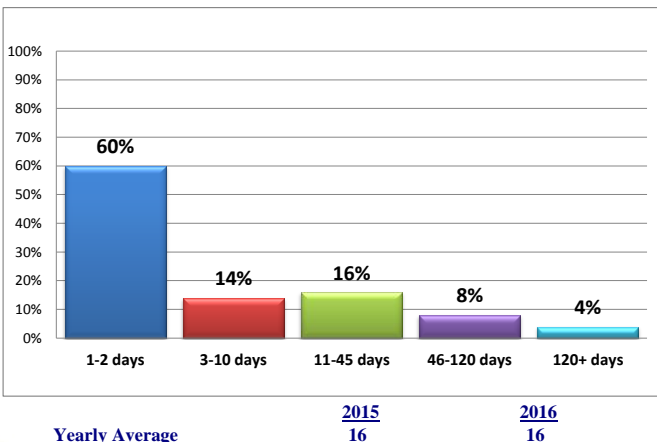
	<u>Daily Average</u> NOV-16	<u>Daily Average</u> NOV-17	<u>% Change</u>
Total Sentenced (Fel)	247	264	6.9%
Total Sentenced (Misd)	12	9	-25.0%
Probation Violators	58	103	77.6%
Total Pre-Trial	721	635	-11.9%
Total Awaiting Sentencing	17	26	52.9%
All Others	13	18	38.5%
TOTAL	1,068	1,055	-1.2%

Number of Charges by Month - 12-Month Period *



- * "Other" category includes charges such as Municipal or Civil violations, Child support
- * Includes all charges (Fel/Misd/Other), not body count
- * Includes only NEW bookings (no re-bookings such as Weekenders or returning inmates on hold)
- * Does NOT include Criminal Registrants, Court Order Pickups, or Courtesy Holds for Other Agencies

Length of Stay - Year 2016



Bookings Breakdown - NOV 2017

	MALE	FEMALE	JUV	W/E
17-Nov	591	252	60	0
17-Oct	642	219	78	1
17-Sep	576	224	51	1
17-Aug	602	214	59	1
17-Jul	620	238	73	1
17-Jun	663	198	64	2
17-May	732	271	99	1
17-Apr	636	219	84	0
17-Mar	586	242	76	0
17-Feb	564	222	88	1
17-Jan	645	240	97	1
16-Dec	578	213	76	0

- *Does not include re-bookings,criminal registrants,court pickups
- * Shows total number of individuals booked per month



Manatee County Sheriff's Office - Monthly Jail Report



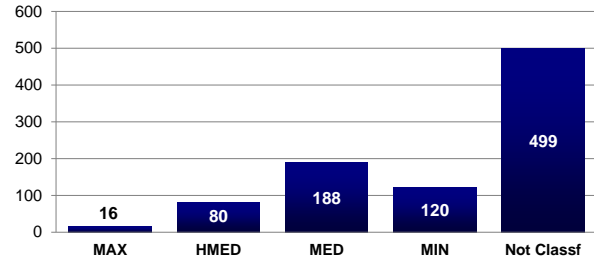
JAIL ACTIVITY & MONTHLY STATISTICS

Bookings

Monthly Bookings	<u>Nov-16</u> 908	<u>Nov-17</u> 903	<u>% Change</u> -0.6%
Annual Average	<u>Year 2015</u> 1,047	<u>Year 2016</u> 990	<u>% Change</u> -5.4%

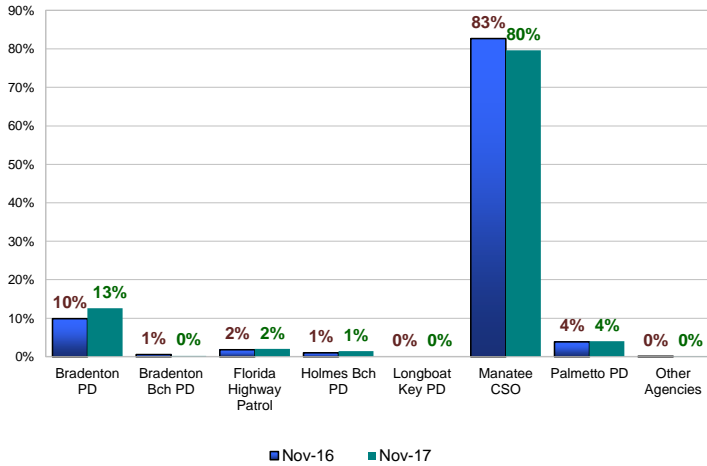
* Includes only new bookings (no re-bookings)

NOV 2017 Inmate Security Level Classification

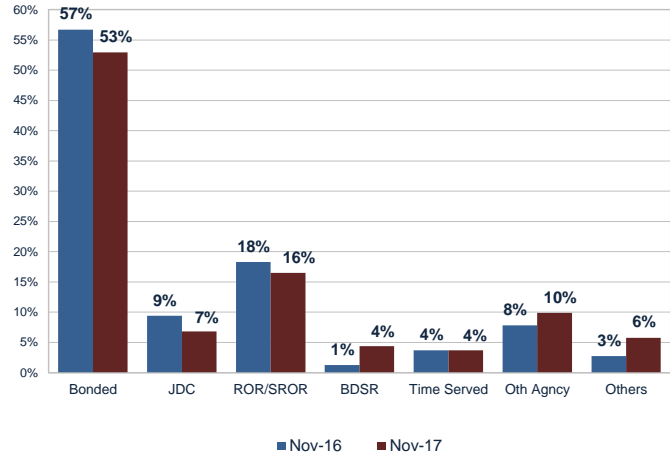


* Not Classified includes Juveniles, short stays (in-outs)

% of Total Intakes by Agency NOV 2016 vs. NOV 2017 Comparison



% of Total Releases NOV 2016 vs. NOV 2017 Comparison



* Others include weekenders, registrants, purges, etc.

Monthly Intakes - New Bookings by Agency

	<u>NOV 2016</u>	<u>NOV 2017</u>
Bradenton PD	87	114
Bradenton Bch PD	5	2
Florida Highway Patrol	16	18
Holmes Bch PD	9	13
Longboat Key PD	0	0
Manatee CSO	727	719
Palmetto PD	34	36
Other Agencies	1	1
Total	879	903

* New bookings only (no re-bookings)

* New charges added while in jail were NOT considered

* New charges added while in jail were NOT considered

Monthly Releases - By Charges

	<u>NOV 2016</u>	<u>NOV 2017</u>
Bonded	579	568
Registrants	61	46
Release on Own Recognizance	29	33
Supervised ROR	158	144
Bond and SROR	13	47
DJJ or Parent Custody	96	73
Other Agencies	80	106
NFO / Nolle	2	2
Other	26	60
Time Served	38	40
Total	1,082	1,119

* Other includes weekenders, non support, etc.

