

On-going issues related to COVID-19 Pandemic

Jacob Saur, Director of Public Safety
BOCC Emergency Meeting
April 28, 2020

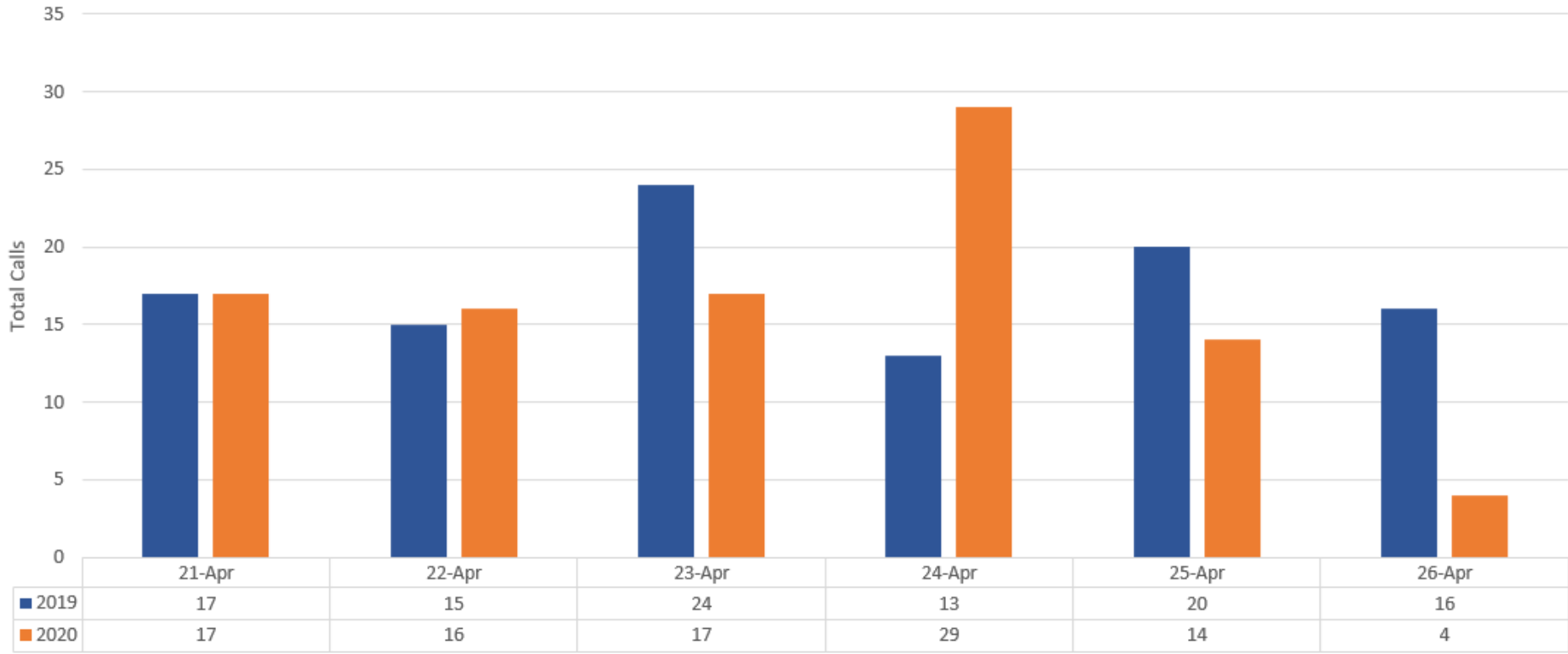


COVID-19 Overview Update

- 2.9 million global cases
- 967,585 cases in US with 54,931 death toll
- 32,138 case in Florida with 1,088 deaths
- 531 cases in Manatee County with 42 deaths
- 39.8% decrease in EMS call volume
- 44 new hospitalizations
- EOC remains at Level 2 Activation



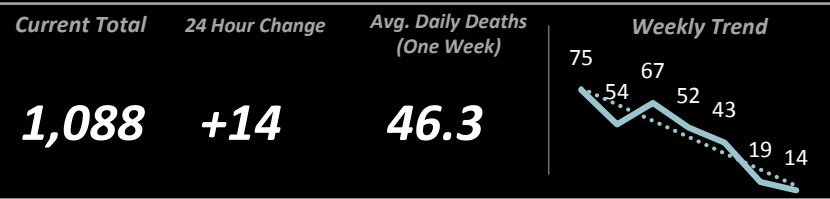
EMS Call Volume During COVID 4/21 to 4/26



COVID-19 | Key Indicators

Florida Residents

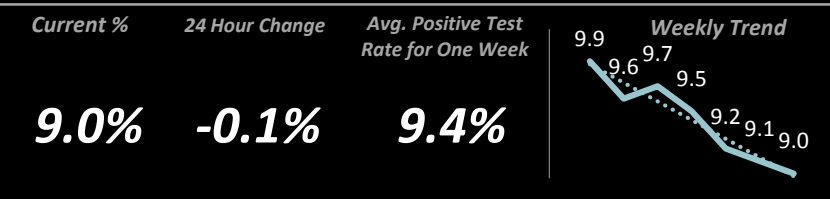
Manatee County Residents



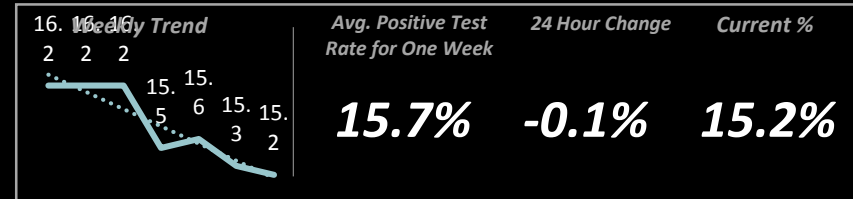
Fatalities



Positive Cases



Positive Testing %

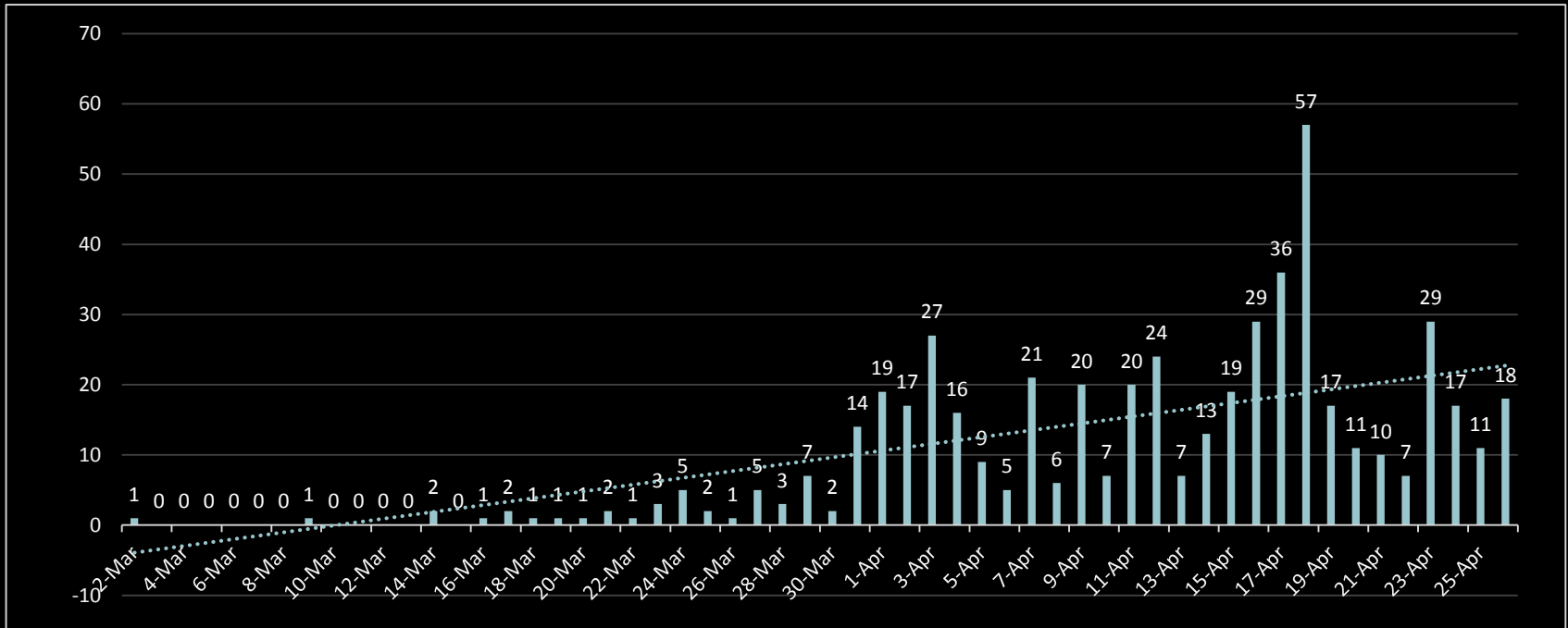


All data is sourced from the Florida Department of Health [Dashboard](#). The data displayed above however, is reported based on 24 hour periods that coincide with the 11:00AM FDOH data updates. This means that data may not perfectly match other current COVID-19 information and dashboards produced by the Florida Department of Health.

Note: Data is Acquired via Daily 11:00AM FDOH Dashboard Updates and is Valid as of April 27, 2020



New Positive Cases by Date | Manatee County



All data is sourced from the Florida Department of Health [Dashboard](#). The data displayed above however, is graphed based on 24 hour periods running from 12:00AM to 12:00PM.



Note: Data Valid as of April 27, 2020 at 11:00AM.

Local Drive-through Testing

- Total of 600 collection kits received last week
- 240 to be used at BACC April 29-May 1st
- 60 to be used for trace monitoring
- Potential for another testing operation week of May 4th with 300 collection kits

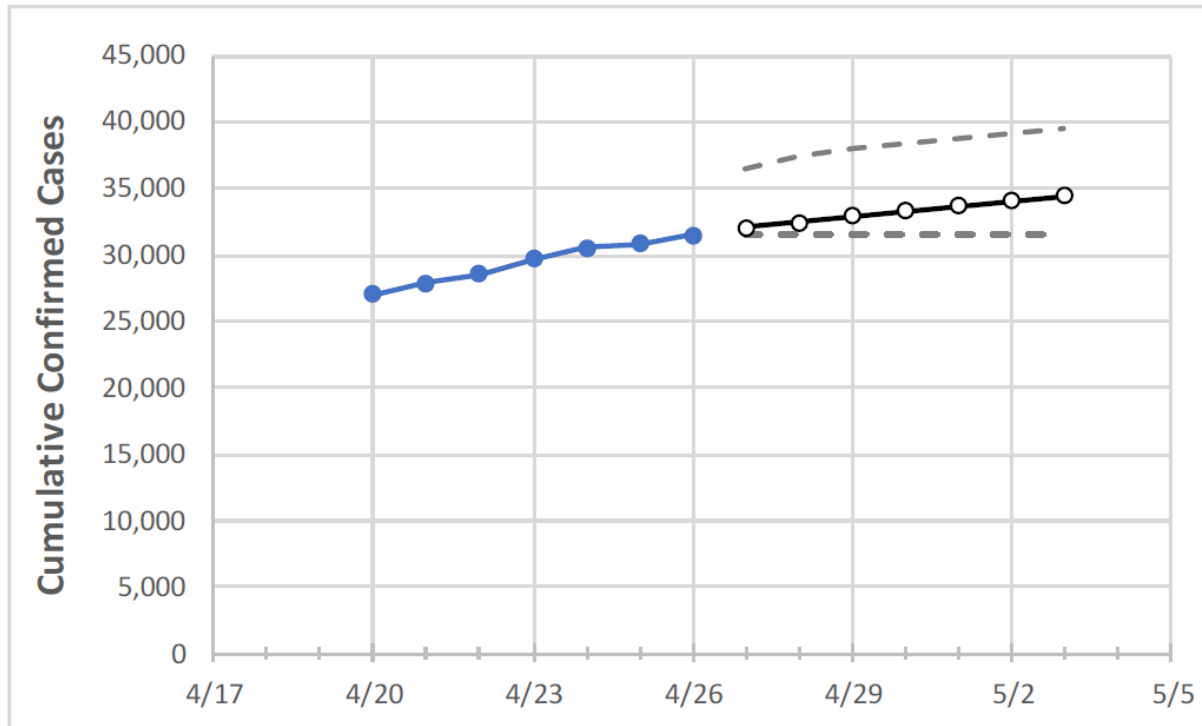


State Drive-Through Site

- Consulting Manatee / Sarasota County EM teams
- Looking for sites along the border of Manatee / Sarasota as a regional testing site
- Operated by FL National Guard
- Minimum 14 day testing
 - 350-400 tests per day
- Large increase in testing numbers



IEM Florida State Projections



Actual Confirmed Cases On:				Projected Cases For:						
4/23	4/24	4/25	4/26	4/27	4/28	4/29	4/30	5/1	5/2	5/3
29,647	30,533	30,836	31,528	32,014	32,474	32,908	33,319	33,707	34,074	34,422

Florida Counties

	Actual Confirmed Cases On:				Projected Cases For:						
	4/23	4/24	4/25	4/26	4/27	4/28	4/29	4/30	5/1	5/2	5/3
Alachua	231	244	245	251	253	256	258	260	262	263	265
Broward	4,431	4,591	4,659	4,729	4,797	4,863	4,926	4,986	5,043	5,098	5,150
Charlotte	178	199	202	203	205	208	210	212	214	215	217
Collier	507	526	535	552	560	567	574	581	587	593	598
Duval	955	955	965	984	995	1,006	1,016	1,025	1,033	1,041	1,048
Hillsborough	1,008	1,022	1,041	1,048	1,057	1,065	1,073	1,080	1,087	1,094	1,100
Lake	217	219	221	222	224	226	228	229	231	232	234
Lee	887	940	944	961	974	987	999	1,010	1,020	1,030	1,039
Manatee	473	491	497	508	519	529	538	546	554	560	567
Miami-Dade	10,588	10,926	11,005	11,351	11,486	11,614	11,735	11,851	11,960	12,064	12,163
Okaloosa	141	145	149	149	151	153	154	156	157	159	160
Orange	1,274	1,290	1,304	1,322	1,336	1,350	1,362	1,374	1,385	1,396	1,406
Osceola	449	461	463	463	467	471	474	478	481	484	486
Palm Beach	2,554	2,600	2,614	2,697	2,734	2,770	2,804	2,836	2,867	2,897	2,925
Pasco	221	230	232	232	234	236	238	239	241	242	244
Pinellas	656	673	677	687	695	703	711	718	724	730	736
Polk	379	393	400	410	416	422	428	433	438	443	447
Sarasota	310	314	318	321	325	329	333	336	339	342	345
Seminole	340	348	351	357	361	365	369	372	376	379	382
St. Johns	200	203	203	204	206	207	209	210	211	212	213
Sumter	166	167	169	171	173	174	176	177	179	180	182
Volusia	420	428	432	434	441	447	453	459	465	470	475

Local Burn-Ban

- Drought index initially in the 500-range leading to this week
- Heavy recent rainstorms in the area has helped tremendously
- Manatee County Drought Index average is now within the 250-350 range well within safe conditions
- Not renewing burn-ban for Manatee Co.

