



# Manatee County Sheriff's Office - Monthly Jail Report

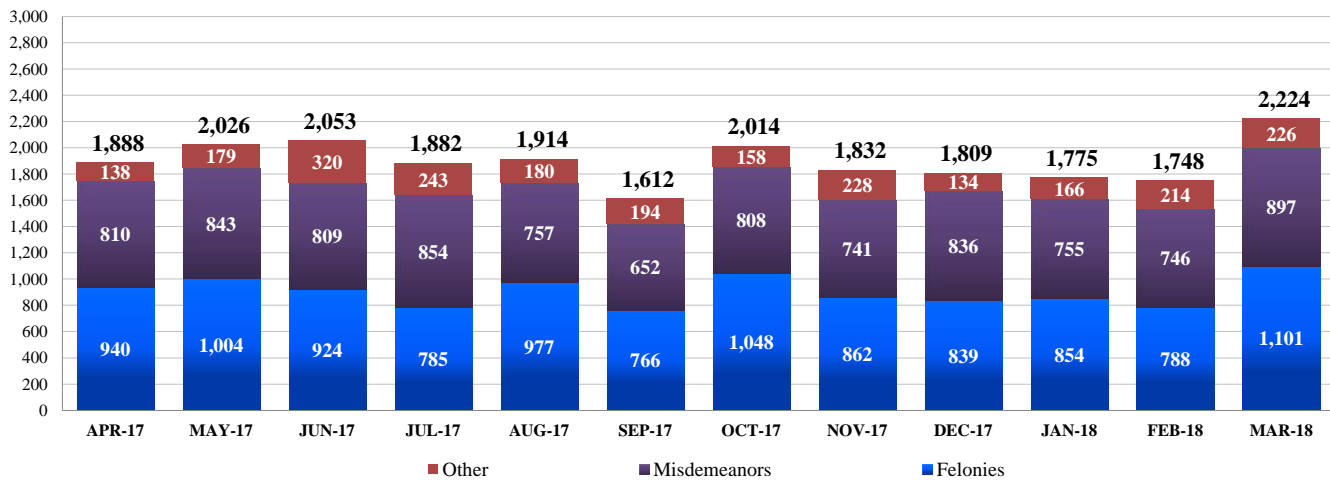


## JAIL POPULATION

### Custody Status -MAR

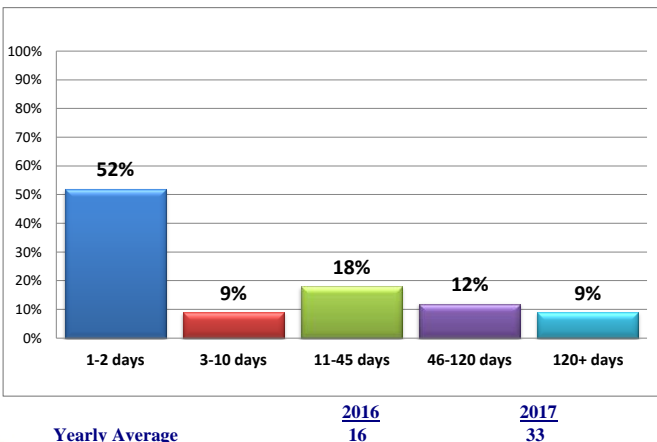
	<u>Daily Average</u> <u>MAR-17</u>	<u>Daily Average</u> <u>MAR-18</u>	<u>% Change</u>
Total Sentenced (Fel)	264	256	-3.0%
Total Sentenced (Misd)	8	16	100.0%
Probation Violators	91	78	-14.3%
Total Pre-Trial	707	609	-13.9%
Total Awaiting Sentencing	30	36	20.0%
All Others	25	18	-28.0%
<b>TOTAL</b>	<b>1,125</b>	<b>1,013</b>	<b>-10.0%</b>

### Number of Charges by Month - 12-Month Period \*



- \* "Other" category includes charges such as Municipal or Civil violations, Child support
- \* Includes all charges (Fel/Misd/Other), not body count
- \* Includes only NEW bookings (no re-bookings such as Weekenders or returning inmates on hold)
- \* Does NOT include Criminal Registrants, Court Order Pickups, or Courtesy Holds for Other Agencies

### Length of Stay - Year 2017



### Bookings Breakdown - MAR 2018

	MALE	FEMALE	JUV	W/E
18-Mar	733	248	85	1
18-Feb	589	216	69	1
18-Jan	635	274	79	1
17-Dec	614	237	62	1
17-Nov	591	252	60	0
17-Oct	642	219	78	1
17-Sep	576	224	51	1
17-Aug	602	214	59	1
17-Jul	620	238	73	1
17-Jun	663	198	64	2
17-May	732	271	99	1
17-Apr	636	219	84	0

- \*Does not include re-bookings, criminal registrants, court pickups
- \* Shows total number of individuals booked per month



# Manatee County Sheriff's Office - Monthly Jail Report



## JAIL ACTIVITY & MONTHLY STATISTICS

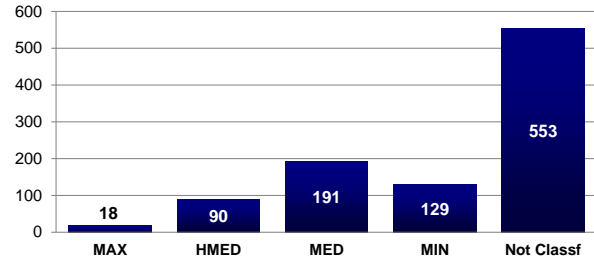
### Bookings

Monthly Bookings      Mar-17      Mar-18      % Change  
                                  904      981      8.5%

Annual Average      Year 2016      Year 2017      % Change  
                                  990      915      -7.6%

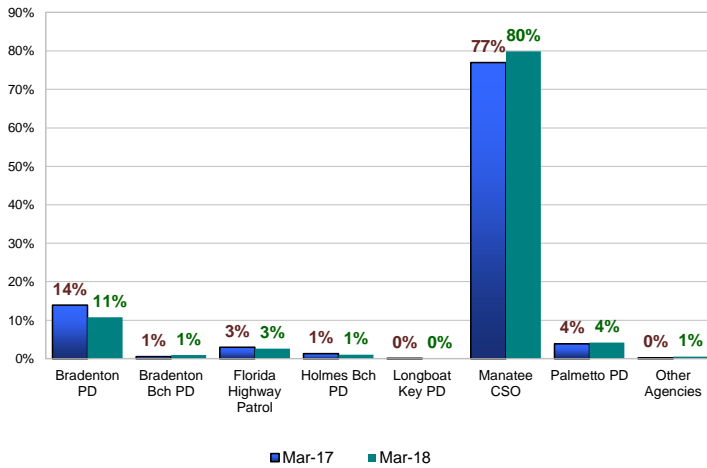
\* Includes only new bookings (no re-bookings or criminal registrants)

### MAR 2017 Inmate Security Level Classification

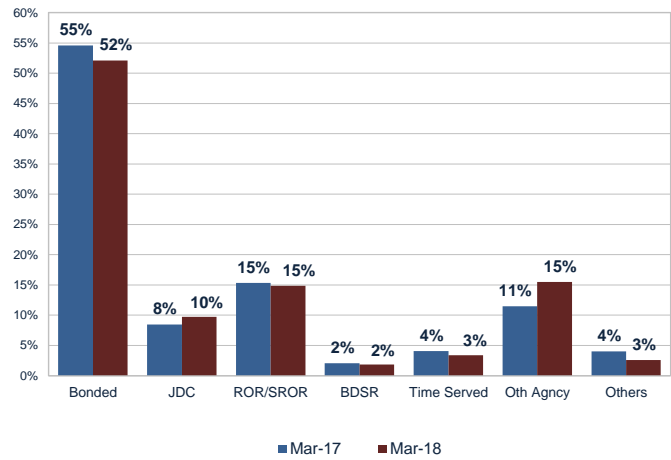


\* Not Classified includes Juveniles, short stays (in-outs)

### % of Total Intakes by Agency MAR 2017 vs. MAR 2018 Comparison



### % of Total Releases MAR 2017 vs. MAR 2018 Comparison



\* Others include weekenders, registrants, purges, etc.

### Monthly Intakes - New Bookings by Agency

	<u>MAR 2017</u>	<u>MAR 2018</u>
Bradenton PD	126	106
Bradenton Bch PD	5	9
Florida Highway Patrol	27	26
Holmes Bch PD	12	10
Longboat Key PD	1	0
Manatee CSO	696	784
Palmetto PD	35	41
Other Agencies	2	5
<b>Total</b>	<b>904</b>	<b>981</b>

\* New bookings only (no re-bookings or criminal registrants)

\* New charges added while in jail were NOT considered

### Monthly Releases - By Charges

	<u>MAR 2017</u>	<u>MAR 2018</u>
Bonded	652	723
Registrants	61	63
Release on Own Recognizance	74	101
Supervised ROR	109	105
Bond and SROR	25	26
DJJ or Parent Custody	101	135
Other Agencies	137	215
NFO / Nolle	10	6
Other	38	30
Time Served	49	47
<b>Total</b>	<b>1,256</b>	<b>1,451</b>

\* Other includes weekenders, non support, etc.

