

**October 1, 2018 through September 30, 2019 Submitted to Board of County Commissioners
For Approval on December 10, 2019**

**2018/2019
MANATEE COUNTY GOVERNMENT
CONSOLIDATED ANNUAL PERFORMANCE AND EVALUATION REPORT
(CAPER)**



**Prepared by: Manatee County Redevelopment and Economic Opportunity Department
1112 Manatee Avenue West
Bradenton, Florida 34205 (941) 749-3029**

Assistance From:



Table of Contents

2018/19 CAPER	3
Executive Summary.....	3
CR-05 Goals and Outcomes.....	4
CR-10 Racial and Ethnic Compositions of (Persons/Households/Families) Assisted	9
CR-15 Resources and Investments.....	11
CR-20 Affordable Housing.....	17
CR-25 Homeless and Other Special Needs.....	19
CR-30 Public Housing	23
CR-35 Other Actions.....	26
CR-40 Monitoring.....	33
CR-45 CDBG 91.520(c).....	34
CR-50 HOME 91.520(d)	35
Appendix	38
Pre-2017 Activities	
Financial Reports.....	
Public Participation	
Electronic ESG CAPER.....	
Maps	

Tables & Maps

Table 1 – Accomplishments - Program Year & Strategic Plan to Date (2018/2019).....	6
Table 1 – Accomplishments – Program Year & Strategic Plan to Date (2018/2019).....	7
Table 2 – Families Assisted	9
Table 3 – Resources Made Available	11
Table 4 – Geographic Distribution	13
Table 5 – Fiscal Year Summary - HOME Match Report.....	15
Table 6 – Match Contribution for the Federal Fiscal Year	15
Table 7 – Program Income	16
Table 8 – Minority Business Enterprises and Women Business Enterprises	16

Table 9 – Affordable Housing Progress.....	17
Table 10 – Affordable Housing Progress.....	17
Table 11 – Extremely low-income, Low-income, and Moderate-income persons served	18

2018/19 CAPER



Executive Summary

INTRODUCTION

The Consolidated Annual Performance and Evaluation Report (CAPER) details Manatee County, Florida's accomplishments during the Community Development Block Grant (CDBG) Program Year (PY) 2018/2019 toward meeting the goals outlined in the Manatee County 2017/2021 Five-Year Consolidated Plan.

The Program Year 2018/2019 Consolidated Annual Performance and Evaluation Report (CAPER) describes Manatee County's program accomplishments for the period beginning October 1, 2018 through September 30, 2019.

This report compares the actual performance measures with those projected in the 2018/2019 Annual Action Plan. The CAPER reports on activities funded by the Federal Community Development Block Grant (CDBG) Program, HOME Investment Partnerships (HOME) Program, and Emergency Solutions Grant (ESG) Program as well as highlighting a range of locally funded programs.

For the Program Year 2018/2019 Manatee County was allocated \$1,891,041 in CDBG funds, \$684,100 in HOME funds, and \$148,976 in ESG funds through a formula allocation from the Department of Housing and Urban Development (HUD). Manatee County, Florida has administered a number of activities that include Washington Park Improvements, Homeowner Rehabilitation, Meals on Wheels, Affordable Housing Development, Public Service activities, and United Cerebral Palsy of Southwest Florida Adult Training Center Remodeling Project to name a few.

Detailed tables outlining the activities that were completed during the 2018/2019 CDBG Program Year are located throughout this CAPER report.

CR-05 Goals and Outcomes

PROGRESS THE JURISDICTION HAS MADE IN CARRYING OUT ITS STRATEGIC PLAN AND ITS ACTION PLAN. 91.520(A)

Manatee County's Redevelopment and Economic Opportunity Department is responsible for the preparation of the Consolidated Plan and Annual Action Plan, and administers the funding for the CDBG, HOME, and ESG programs. This is the second reporting year for the 2017/2021 Consolidated Plan that covers the 2018/19 Program Year.

During the grant application cycle for the 2018/19 Annual Action Plan, Manatee County gave preference to those complete funding applications that were ranked as high, based upon the priority needs established in the 2017/21 Consolidated Plan, and particularly to those that addressed a goal of the County's approved Assessment of Fair Housing Plan (AFH).

As identified in this report, Manatee County addressed the housing, health, welfare and homeless needs of our community during the 2018/19 Program Year (October 1 – September 30). Manatee County is working diligently to meet the priority needs established in our Consolidated Plan and AFH in the expenditure of these federal funds. In addition, the County also seeks to meet other issues identified by involving our citizens in a variety of methods. Public meetings were conducted within the County during the year to receive public input. Citizens may also seek information, ask questions, or contact County staff through an established website and e-mail account.

Manatee County is confident that its federally funded programs help address the priorities of the Consolidated Plan and the Annual Action Plan and meet the needs of low and moderate-income persons within the County.

TABLE 1: ACCOMPLISHMENTS – PROGRAM YEAR

Goal	Category	Funding	Outcome				
			Indicator	Expected	Actual	Unit Of Measure (UofM)	Percent Complete
	Non-Housing Community Development Other - Fair Housing	CDBG	Public service activities other than Low/Moderate Income Housing Benefit	75	3	Persons Assisted	4%

		CDBG	Public service activities other than Low/Moderate Income Housing Benefit	360	392	Persons Assisted	108%
	Other - Fair Housing	ESG	Homelessness Prevention	30	77	Persons Assisted	256%

Table 1 – Accomplishments - Program Year & Strategic Plan to Date (2018/2019)

TABLE 1: ACCOMPLISHMENTS – STRATEGIC PLAN TO DATE

Goal	Category	Funding	Outcome				
			Indicator	Expected	Actual	Unit Of Measure (UofM)	Percent Complete
Economic Development	Non-Housing Community Development Other - Fair Housing	CDBG \$250,000	Public service activities other than Low/Moderate Income Housing Benefit	25	114	Persons Assisted	456%
			Façade Treatment/Business Building Rehabilitation	2	0	Businesses	0%
	Other - Fair Housing		Benefit				

Social/Public Services	Homeless Non-Homeless Special Needs Non-Housing Community Development Other - Fair Housing	CDBG \$900,000 ESG \$129,500	Homelessness Prevention	100	604	Persons Assisted	604%
			Public Service Activities other than Low/Moderate Income Housing Benefit	815	829	Persons Assisted	101%
	Other - Fair Housing						

Table 1 – Accomplishments – Program Year & Strategic Plan to Date (2018/2019)

ASSESS HOW THE JURISDICTION'S USE OF FUNDS, PARTICULARLY CDBG, ADDRESSES THE PRIORITIES AND SPECIFIC OBJECTIVES IDENTIFIED IN THE PLAN, GIVING SPECIAL ATTENTION TO THE HIGHEST PRIORITY ACTIVITIES IDENTIFIED.

During the 2018/19 program year, year two of the Five-Year Consolidated Plan, Manatee County effectively used its CDBG, HOME, and ESG funds to undertake a variety of programs, projects and activities designed to address housing and community development needs throughout the County. High priority initiatives included owner-occupied housing rehabilitation, fair housing, and technical assistance. The accomplishments of Manatee County were consistent with the Consolidated Plan's high-priority community development housing, social services, and homeless objectives, and are presented in this report within the 2018/19 program year.

Please refer to Attachment 1 for progress on Pre-2017, SHIP and Affordable Housing Activities.

Please note: the outcome numbers reported in the table above under Community Development/Public Improvements Non-Housing Community Development Other - Fair Housing are from two pre-2017 projects; Centerstone of Florida, Inc. Safety and Security Infrastructure Project and Bayshore Gardens Sidewalks; that were closed out during the 2017/18 program year and are discussed in Attachment 1 of the CAPER.

CR-10 Racial and Ethnic Compositions of (Persons/Households/Families) Assisted

DESCRIBE THE FAMILIES ASSISTED (INCLUDING THE RACIAL AND ETHNIC STATUS OF FAMILIES ASSISTED 91.520(A))

All local jurisdictions that receive CDBG, HOME, and ESG funding must maintain data on the extent to which each racial and ethnic group have applied for, participated in or benefited from any program or activity funded with federal funds. Manatee County was able to collect this data by having all participants and sub-recipients report on income and racial/ethnic status. This tracking allows Manatee County to collect racial and ethnic information, household size and annual household income.

TABLE 2: FAMILIES ASSISTED

Race:	CDBG	HOME	ESG
White		9	
Asian		0	
Native Hawaiian or Other Pacific Islander		0	
TOTAL:		13	
Ethnicity:			
		7	
Not-Hispanic	526	6	58

Table 2 – Families Assisted

NARRATIVE

During the 2018/2019 Program Year, Manatee County was able to assist 781 families through multiple programs. Please see the above table for a breakdown by race and ethnicity. In addition to the above numbers, 6 multi-race clients (unknown ethnicity) were served with ESG.

CR-15 Resources and Investments

IDENTIFY THE RESOURCES MADE AVAILABLE.

Information in **Table 3** provided a detailed breakdown of resources that were made available through the CDBG, HOME, and ESG Programs but does not account for unspent prior year funds or outstanding project balances. In program year 2018/19, Manatee County had \$1,891,041 available in Community Development Block Grant (CDBG) resources, \$684,100 in HOME funds, and \$148,976 in ESG funds to award to sub-recipients carrying out the goals outlined in the County's Consolidated Plan. Total amount expended in grant funding when accounting for multiple grant years is shown below:

Expenditure of Program Funds

- The CDBG program disbursed \$919,655.97 in PY 2018/19, which included current-year program funds and prior-year funds.
- HOME program disbursed \$113,800 in PY 2018/19, which included current-year program funds and prior-year funds.
- ESG program disbursed \$148,976 in FY 2018/19, which reflects current-year funds.

TABLE 3: RESOURCES MADE AVAILABLE

Source of Funds	Source of Funds	Resources Made Available \$	Amount Expended During Program Year Program Year 2018
CDBG	Public, Federal	\$1,991,041	\$919,655
ESG	Public, Federal	\$148,976	\$148,976

Table 3 – Resources Made Available

IDENTIFY THE GEOGRAPHIC DISTRIBUTION AND LOCATION OF INVESTMENTS.

Table 4 below reflects the most recent Consolidated Plan Amendment, which expanded the number of target areas within Manatee County. The County has designated five (5) target areas within the Consolidated Plan: Samoset, Samoset West (R/ECAP), South County (R/ECAP), Washington Park, and Manatee County (unincorporated CDBG-eligible areas of the County). Additionally, the County identified CDBG, HOME, and ESG resources to assist various communities and neighborhoods throughout the County and the cooperating cities based on low- and moderate-income area criteria. The distribution and location of investments for the 2018/19 program year are shown below:

1. Samoset – 0%
2. Samoset West – 11.5%
3. South County – 14.5%
4. Washington Park – 0%
5. Manatee County LMI Areas – 35.5%

Florida Housing administers the State Housing Initiatives Partnership program (SHIP), which provides funds to local governments as an incentive to create partnerships that produce and preserve affordable homeownership and multifamily housing. The program was designed to serve very low, low- and moderate-income families. Except for the 2009, 2010 and 2012 fiscal years, the County has been an on-going recipient of SHIP funds from the State of Florida. During 2011 and 2013, an allocation was provided at a drastically reduced amount to provide rehabilitation assistance only to existing homeowners. In 2015, the distribution was restored at an increased rate, but not to the 2008 level. In addition, many subrecipient organizations contribute their funds and resources to CDBG-funded programs, thereby stretching CDBG and HOME funds as far as possible. The County encourages, and plans to continue encouraging, this type of leveraging of resources. For the 2018/19 program year the County was awarded \$503,053 of SHIP funding. HOME matching requirements are met through the utilization of funding available under the SHIP program.

The County has instituted the Livable Manatee Program, which includes, among other incentives, an impact fee program. During the 2018/19 program year, the County spent \$299,488 on impact fees (from Livable Manatee) on 20 single-family affordable houses for resale to income-eligible households. These funds are available to developers who construct or create affordable housing units. Funds for impact fees are approved each year in the general revenue fund by the Board of County Commissioners, who determines a new budget each year, based upon the projected need.

The following table below describes the distribution of resources based on geography for activates completed over the 2018/2019 Program Year. A summary of this distribution is shown in **Table 4**.

TABLE 4: GEOGRAPHIC DISTRIBUTION

Target Area	Planned Percentage of Allocation	Actual Percentage of Allocation	Narrative Description
Samoset Target Areas			Activities completed include CDBG and HOME Homeowner Rehabilitation Program
Samoset West R/ECAP Target Area	25%	11.5%	Activities completed include CDBG and HOME Homeowner Rehabilitation Program, Street Resurfacing, Meals on Wheels, MTC New Beginnings - New Career Pathway Program, and Down Payment Closing Cost Assistance
South County R/ECAP Target Area			Activities completed include CDBG and HOME Homeowner Rehabilitation Program, MCHA 2018 South NOSO Affordable Units Rehab Project, Street Resurfacing, Meals on Wheels, MTC New Beginnings - New Career Pathway Program, and Down Payment Closing Cost Assistance
Washington Park Target Area	0%	0%	Activities completed include CDBG and HOME Homeowner Rehabilitation Program, Anna Gayle Resource Center Roof Replacement, and Down Payment Closing Cost Assistance
Manatee County LMI Areas	0%	35.5%	Activities completed include CDBG and HOME Homeowner Rehabilitation Program, Meals on Wheels, MTC New Beginnings - New Career Pathway Program, and Down Payment Closing Cost Assistance N/A

Table 4 – Geographic Distribution**Leveraging**

The CDBG program does not require matching funds, but CDBG funds are leveraged by many other resources within the community. Many of these funding sources provided leverage from private and public sources for the CDBG projects undertaken in PY 2018/19. Sub-recipients that received CDBG

funding also received funding from federal, state, local, and other resources. Additionally, the County utilized County general fund dollars and SHIP funds which are received through the State of Florida. Leveraging for the HOME program was provided through the utilization of funding available through the SHIP program, and from the conveyance of 3 County owned properties for single family affordable housing.

ESG funds were leveraged, in part, by selecting a sub-recipient that has established homeless services and has strong connections with various funding sources. ESG sub-recipients are required to match ESG funding with other cash and/or in-kind dollar-for-dollar match. ESG sub-recipients used other private or public grants not used previously to match another grant, the value of any donated materials or volunteer service time, the value of any leases on buildings, salaries paid to staff, and additional costs to carry out programs not paid for with ESG funding.

TABLE 5: FISCAL YEAR SUMMARY – HOME MATCH

Fiscal Year Summary HOME Match	
1. Excess match from prior Federal fiscal year	2,068,417
2. Match contributed during current Federal fiscal year	146,414
3. Total match available for current Federal fiscal year (Line 1 plus Line 2)	2,214,831
4. Match liability for current Federal fiscal year	146,494
5. Excess match carried over to next Federal fiscal year (Line 3 minus Line 4)	2,068,337

Table 5 – Fiscal Year Summary - HOME Match Report**TABLE 6: MATCH CONTRIBUTION FOR THE FEDERAL FISCAL YEARHOME MATCH**

Project Number	Date of Contribution	Cash (Non Federal Sources)	Total Match
2015-05	12/14/2018	4,807	4,807
2015-05(1)	12/14/2018	3,603	3,603
2016-01	09/20/2019	48,834	48,834
2016-01(1)	09/30/2019	43,715	43,715
2016-02	04/25/2019	10,665	10,665
2016-02(1)	07/16/2019	61,270	61,270
2016-02(2)	07/18/2019	1,565	1,565
2016-02(3)	03/18/2019	8,100	8,100
2016-02(4)	04/08/2019	32,310	32,310
2016-02(5)	04/25/2019	36,090	36,090
2017-15	07/18/2019	45,133	45,133
2017-15(1)	09/30/2019	674	674
2017-15(10)	05/14/2019	75	75
2017-15(11)	07/17/2019	150	150
2017-15(12)	09/25/2019	38,749	38,749
2017-15(13)	05/16/2019	25,920	25,920
2017-15(2)	07/19/2019	309	309
2017-15(3)	04/18/2019	8,100	8,100
2017-15(4)	05/16/2019	4,725	4,725
2017-15(5)	07/16/2019	34,909	34,909
2017-15(6)	12/04/2018	1,249	1,249
2017-15(7)	02/21/2019	455	455
2017-15(8)	03/25/2019	75	75
2017-15(9)	04/03/2019	75	75
2017-16	09/20/2019	48,060	48,060
2017-16(1)	09/30/2019	44,510	44,510
2018-14	03/22/2019	17,500	17,500
2018-14(1)	04/12/2019	19,530	19,530
2018-14(2)	06/05/2019	19,500	19,500
2018-14(3)	08/28/2019	25,000	25,000

Table 6 – Match Contribution for the Federal Fiscal Year

TABLE 7: HOME MBE/WBE REPORT

Program Income Enter the program amounts for the reporting period				
\$0		\$113,800	\$0	

Table 7 – Program Income**TABLE 8: MINORITY BUSINESS ENTERPRISES AND WOMEN BUSINESS ENTERPRISES**

Contracts Enter the contract amounts for the reporting period							
Total		Minority Business Enterprises				White Non Hispanic	Women Business Enterprises
					Hispanic		
Contracts							
Dollar Amount	\$307,535	\$0	\$0	\$307,535	\$0	\$0	\$0
Number	2	0	0	2	0	0	0
Sub Contracts							
Dollar Amount	\$60,427	\$0	\$0	\$60,427	\$0	\$0	\$0
Number	8	0	0	8	0	0	0

Table 8 – Minority Business Enterprises and Women Business Enterprises

CR-20 Affordable Housing

During the 2018/2019 Program Year Manatee County was able to provide funding for the Homeowner Rehabilitation Program and Livable Manatee. Together these programs were able to help 62 individuals and families throughout Manatee County who needed affordable housing.

Affordable Housing Progress is shown below in **Table 9** and **Table 10**.

TABLE 9: AFFORDABLE HOUSING PROGRESS

	One Year Goal	Actual
Number of non-homeless to be provided affordable housing units	97	
TOTAL:	127	

Table 9 – Affordable Housing Progress

TABLE 10: AFFORDABLE HOUSING PROGRESS

Number of households supported through:	One Year Goal	Actual
Rental Assistance	30	77
The Production of New Units	1	43
Rehab of Existing Units	7	18
Acquisition of Existing Units	0	0
TOTAL:	38	138

Table 10 – Affordable Housing Progress

DISCUSS THE DIFFERENCE BETWEEN GOALS AND OUTCOMES AND PROBLEMS ENCOUNTERED IN MEETING THESE GOALS.

During the 2018/2019 Program Year Manatee County was able to provide funding for the Housing Rehabilitation Program and several initiatives related to the County's housing programs. Together these programs were able to help 138 individuals/families throughout Manatee County who were in need of affordable housing. The County expected to assist 38 households with 2018/19 program years resources.

Affordable Housing Progress is shown in the above tables. The above tables reflect assistance with 2018/19 funding only. Please refer to Attachment 1 for affordable housing provided with pre-2017 and other sources of funding.

DISCUSS HOW THESE OUTCOMES WILL IMPACT FUTURE ANNUAL ACTION PLANS.

Although this year's outcomes will have no effect on future annual action plans, the County will continue to focus on bringing more affordable housing to Manatee County through other incentives.

TABLE 11: EXTREMELY LOW-INCOME, LOW-INCOME, AND MODERATE-INCOME PERSONS SERVED

	CDBG Actual Number of Persons Served	HOME Actual Number of Persons Served
	0	1
	2	2

Table 11 – Extremely low-income, Low-income, and Moderate-income persons served

NARRATIVE

Table 11 above, includes the number of extremely low-income, low-income, and moderate-income persons served by each activity where information on income by family size is required to determine the eligibility of the activity. These numbers are inclusive of all activities undertaken with CDBG and HOME funds over the 2018/2019 Program Year.

During the 2018/19 program year, 11 replacement homes and 7 home rehabilitation projects were completed with HOME, CDBG and SHIP funding. 5 households were low-income, and 13 households were extremely low-income. Two persons received assistance from CDBG, two from HOME, and 14 from SHIP funding.

CR-25 Homeless and Other Special Needs

EVALUATE THE JURISDICTION'S PROGRESS IN MEETING ITS SPECIFIC OBJECTIVES FOR REDUCING AND ENDING HOMELESSNESS THROUGH: REACHING OUT TO HOMELESS PERSONS (ESPECIALLY UNSHELTERED PERSONS) AND ASSESSING THEIR INDIVIDUAL NEEDS

Manatee County invests Emergency Solutions Grant (ESG) funds and other federal, state, and local funds in programs and services to assist homeless persons. The County continues to work collaboratively with other public funders, businesses, community-based, and faith-based organizations to support the providers' efforts for reducing and ending homelessness in Manatee County.

One of the County's strategies for preventing and reducing homelessness is to assist non-profit service providers in obtaining additional funding sources for emergency shelters. The primary activities to address homelessness during the 2018/2019 program year is Project Smile and Homeless Prevention through short-term and medium-term rental assistance. The dramatic increase in the cost of housing/rents could lead to homelessness for individuals and families. Manatee County continues to support programming that is designed to prevent homelessness by assisting homeowners and renters that find themselves behind in mortgage or rental payments. This type of temporary assistance can help families that truly find themselves in a unique situation that can be remedied by one-time support. Through the Homeless Prevention activity, the County has provided housing relocation and stabilization services, and short-term and medium-term rental assistance.

The County works collaboratively with Turning Points and the Continuum of Care (CoC) and allocated its entire 2018/19 ESG allocation toward homeless prevention. Recently, Turning Points and our community partners have made substantial changes to the way that Turning Points conducts outreach to potential clients. One of the major changes has been the development of a coordinated entry system (CES) in our continuum of care, which includes Manatee and Sarasota Counties. Utilizing this system, a client who is literally homeless is referred to one of two ACCESS centers (one is Turning Points, one is The Salvation Army) where their needs are assessed. In addition, a mobile case manager from the Suncoast Partnership to End Homelessness was deployed throughout the two counties to provide ACCESS services on the street. For the majority of the year, one of Turning Points' case managers was funded to provide outreach services on a weekly basis. The case manager coordinated outreach activities with the Palmetto and Bradenton Police Departments and with the Manatee County Sheriff's

Office to map homeless camps throughout the county and provide outreach services to the people in those camps. The case manager also developed a strong relationship with the Bradenton and Manatee County code enforcement officers who relayed information about potential clients.

ADDRESSING THE EMERGENCY SHELTER AND TRANSITIONAL HOUSING NEEDS OF HOMELESS PERSONS

As previously stated, one of the County's strategies for preventing and reducing homelessness is to assist non-profit service providers in obtaining additional funding sources for emergency shelters. The primary activities to address homelessness during the 2018/2019 program year is Project Smile and Homeless Prevention through short-term and medium-term rental assistance.

The close relationship Turning Points staff has developed with law enforcement officers in the County has also enhanced our opportunity to communicate with individuals and families before they are homeless, or soon after. Having funding available for emergency assistance, the Bradenton Police Department worked closely with us during the past year to assist people they were able to temporarily house using the emergency assistance grant they had been awarded. As an ACCESS site for Manatee County, Turning Points worked closely with The Salvation Army to house people in emergency shelter until other housing options were explored. All of our case managers were trained to work with clients utilizing diversion techniques to address their housing needs, also.

HELPING LOW-INCOME INDIVIDUALS AND FAMILIES AVOID BECOMING HOMELESS, ESPECIALLY EXTREMELY LOW-INCOME INDIVIDUALS AND FAMILIES AND THOSE WHO ARE: LIKELY TO BECOME HOMELESS AFTER BEING DISCHARGED FROM PUBLICLY FUNDED INSTITUTIONS AND SYSTEMS OF CARE (SUCH AS HEALTH CARE FACILITIES, MENTAL HEALTH FACILITIES, FOSTER CARE AND OTHER YOUTH FACILITIES, AND CORRECTIONS PROGRAMS AND INSTITUTIONS); AND, RECEIVING ASSISTANCE FROM PUBLIC OR PRIVATE AGENCIES THAT ADDRESS HOUSING, HEALTH, SOCIAL SERVICES, EMPLOYMENT, EDUCATION, OR YOUTH NEEDS.

Homeless prevention is a major concern and goal of Manatee County. Strategies outlined in the Consolidated Plan and the specific actions taken by Turning Points, Manatee County will have supported

the efforts of the Suncoast Partnership to End Homelessness, Inc., through this Action Plan Program Year.

During the 2018/2019 program year, Manatee County coordinated with Suncoast Partnership to End Homelessness, the County's designated Continuum of Care agency and other homeless service providers to continue to implement a cohesive, community-wide discharge coordination policy that can be successfully implemented to ensure that persons being discharged from publicly funded agencies and institutions do not become homeless upon release. Programs currently meeting such need include Turning Points, Our Daily Bread, The Salvation Army, and Catholic Charities.

Throughout the program year, the County continued to coordinate and provide funding to Turning Points and Suncoast Partnership to End Homelessness and its member agencies that offer self-sufficiency training, medical/healthcare, mental health counseling, case management, and other activities to prevent homelessness in populations that may be discharged from systems of care but require housing assistance and continued access to related social services.

Turning Points has a focus on providing wrap around services on site to people who are at risk of homelessness or are literally homeless. When people are discharged from institutions or experience "street" homelessness, we are here to provide assistance with legal, health, social services, employment, and veteran services all in one site. Monthly meetings of the People Assisting The Homeless address agency programs in the community, providing information and education about services available to the low-income population, and what funding is available to assist them into housing – administered by which agency. This community forum enables people to network and make connections directly, enhancing communication between agencies and making direct services referrals for clients.

HELPING HOMELESS PERSONS (ESPECIALLY CHRONICALLY HOMELESS INDIVIDUALS AND FAMILIES, FAMILIES WITH CHILDREN, VETERANS AND THEIR FAMILIES, AND UNACCOMPANIED YOUTH) MAKE THE TRANSITION TO PERMANENT HOUSING AND INDEPENDENT LIVING, INCLUDING SHORTENING THE PERIOD OF TIME THAT INDIVIDUALS AND FAMILIES EXPERIENCE HOMELESSNESS, FACILITATING ACCESS FOR HOMELESS INDIVIDUALS AND FAMILIES TO AFFORDABLE HOUSING UNITS, AND PREVENTING INDIVIDUALS AND FAMILIES WHO WERE RECENTLY HOMELESS FROM BECOMING HOMELESS AGAIN

Another of the County's strategies for preventing and reducing homelessness is to promote and encourage the development of programs that facilitate the transition from homelessness into permanent housing. With ESG funds, in the 2018/19 program year the County along with the CoC supported homeless prevention and rapid rehousing services for the homeless. The County allocated \$60,000 in CDBG funds and the entire ESG allocation of \$148,976 toward homeless services for the 2018/19 program year.

Turning Points' focus is on utilizing the Housing First model of permanent housing whenever possible, augmenting this with wrap around services designed to respond to specific needs of each household. The housing first model reduces barriers to getting housed, and much work has been done in an effort to recruit local landlords to participate in this program. An appointed case manager attends landlord monthly meetings, acting as a liaison and troubleshooting for clients so issues are raised before they become major (eviction) concerns. Turning Points maintains a list of affordable housing units for clients to refer to when they are searching for housing and will help locate permanent housing opportunities for clients. Case managers provide home visits to people who are low income – four times in the first month after they have been housed. Included in these visits is a monitoring of the household budget the client developed and providing whatever additional assistance possible they may need to help them transition to living independently in permanent housing.

CR-30 Public Housing

ACTIONS TAKEN TO ADDRESS THE NEEDS OF PUBLIC HOUSING.

The Manatee County Housing Authority (MCHA) Resident Opportunities and Self-Sufficiency (ROSS) Coordinator requests that participants in the ROSS program complete a Needs Based Assessment to determine the needs of each individual family. The Family Self-Sufficiency Program has participants complete this Needs Based Assessment on a yearly basis in case needs or goals have changed. Additionally, a Resident Association (RA) meeting is held monthly where all residents are urged to attend and express their needs or suggestions for the public housing site where they live.

Discussion have been had at recent RA meetings where the entire meeting has been dedicated to finding out what resident's desire at the meetings, as well as how to increase attendance. In addition, a suggestion box is located in the lobby, where any public housing resident can express their needs in an anonymous form.

All current housing programs are available to public housing residents and address the common needs experienced by low-income persons, including public housing residents. In addition, public housing residents are encouraged to participate in the Consolidated Plan and Annual Action Plan development process.

Through late 2016 and early 2017 the MCHA and Manatee County teamed up to develop a joint Assessment of Fair Housing (AFH). Through the development of the AFH plan the County and MCHA staff worked to together to develop joint goals and objectives related to Fair Housing. Through this process the County engaged public housing residents through surveys and public meetings. This input proved valuable in developing both the AFH and subsequently the Consolidated Plan.

ACTIONS TAKEN TO ENCOURAGE PUBLIC HOUSING RESIDENTS TO BECOME MORE INVOLVED IN MANAGEMENT AND PARTICIPATE IN HOMEOWNERSHIP.

Several actions have been taken to encourage public housing residents to become more involved in management via RA meetings. A survey was sent to said residents requesting their input as to when would be the most convenient time and day for such meetings to be held. The suggested change was

implemented for a short time, but it did not lead to increased involvement, so the original time and day were put back in place so that working families with children would be more likely to participate. A flyer is also placed at each residence 3 days before the monthly RA meetings to remind them of the meetings. The monthly newsletter which is also delivered directly to each residence at the beginning of each month also has the meeting date and time listed on a reminder calendar of events. Another way to keep the RA meeting fresh in the mind of public housing residents is that the meeting is listed on an event calendar that is in the lobby of the Manatee County Housing Authority (MCHA).

Another action that has been used to encourage participation is the responsiveness of management. When complaints or suggestions are brought to the attention of the Executive Director, residents can count on a response. For example, when comments were solicited for the Streamlined Annual PHA Plan, it resulted in actions that were later communicated to the resident who made them. The housing authority has two separate physical public housing sites. They have experimented with putting more effort to encourage residents at the smaller site to be more involved by holding meetings at their physical location, which means that they do not have to travel in order to be more involved with management.

Several actions have also been taken to encourage public housing residents to participate in homeownership. Residents who participate in the ROSS activities often receive gift cards for participation. Upon receiving said gift card they are asked to think about their financial goals and complete a simple survey. If home ownership is noted as a goal, then they are contacted to discuss the steps needed to get to their goal.

Also, ROSS participants complete a Needs Based Assessment, which requests them to think about and write down their five (5) year goals. If home ownership is noted, once again contact is made to discuss the interim steps needed to make that goal.

In order to capture those public housing residents who are not part of one of our Self-Sufficiency Programs, the housing authority periodically checks on which families are close to paying market rent. At that time the ROSS Coordinator reaches out to the family to suggest that those rent payments could be mortgage payments and refer the families to further resources (first-time home buyer programs, banks who offer special incentives to those with low-incomes or who consider buying in a

low-income area, etc.) If the family needs to work on clearing up poor credit or increasing their credit, we offer assistance in all facets of that from budgeting to assisting with learning how credit works, etc. Lastly, the introductory letters sent to each new resident delineate the services offered by the ROSS program and lets new residents know about all of our services, including assistance with home ownership.

ACTIONS TAKEN TO PROVIDE ASSISTANCE TO TROUBLED PHAS.

The Manatee County Housing Authority is not a troubled PHA, so no actions have been taken. The Pine Village subdivision which is managed by the MCHA received an inspection score of 95 in April of 2018. Of tenant-based HCV units, average inspection scores averaged 90 at the time of last inspection.

CR-35 Other Actions

ACTIONS TAKEN TO REMOVE OR AMELIORATE THE NEGATIVE EFFECTS OF PUBLIC POLICIES THAT SERVE AS BARRIERS TO AFFORDABLE HOUSING SUCH AS LAND USE CONTROLS, TAX POLICIES AFFECTING LAND, ZONING ORDINANCES, BUILDING CODES, FEES AND CHARGES, GROWTH LIMITATIONS, AND POLICIES AFFECTING THE RETURN ON RESIDENTIAL INVESTMENT.

Public policies can have a direct impact on barriers to affordable housing. Manatee County has recognized this fact and has reviewed its own process to expose any barriers or obstacles to developing affordable housing. From this review, a few concerns were noted. These included the review time by the staff and the cost to the developer, the limited code allowances for affordable or workforce housing, and impact fees. To alleviate these concerns, a variety of policies and or regulations were put into practice. An in-depth description of these policies and regulations are provided within the Consolidated Plan. An overview is outlined here:

Housing Rapid Response Team – assists housing developers who wish to participate in the County’s affordable/workforce housing programs expedite the development and permitting processes.

Manatee County Land Development Code – outlines incentives which may be available to developers of affordable/workforce housing developments. Developers for income-eligible households may seek expedited review and permit processing, review and permit fee refunds, and other incentives, as applicable.

Urban Corridors - Starting in 2016, the County made amendments to the Comprehensive Plan and Land Development Code to improve opportunities for infill, redevelopment and development, along major corridors in strategic areas of the County. The amendments generally provide greater flexibility in the regulations, allow for moderate increases in density and intensity of development, and allow residential and mixed-use development patterns to occur along the corridors. They also ensure that development review is consistent, meaningful, and predictable for staff, the developer, and citizens. In 2017, the Urban Corridors received statewide recognition for allowance of greater densities and building heights while promoting mixed-use and walkability.

Livable Manatee Incentive Program for Qualified New Affordable Housing - Manatee County approved Resolution R-17-069 on August 22, 2017, to enact the Livable Manatee Incentive

Program for Qualified New Affordable Housing. This program provides for homeownership and rental incentives to foster the construction of new affordable units and is an improvement and expansion on the previous Affordable Housing Impact Fee Program. Through this program, Manatee County will pay 100% of impact fees for new qualified affordable units and will expedite the corresponding review and permitting process. The resulting development is subject to a Land Use Restriction Agreement to maintain affordability for a designated amount of time.

Additional Comprehensive Plan and Land Development Code Amendments - During the 2017 program year, Manatee County amended its Future Land Use Categories and increased densities in the Comprehensive Plan to further support affordable housing. Changes to the companion Land Development Code were made and were adopted through the public hearing process.

ACTIONS TAKEN TO ADDRESS OBSTACLES TO MEETING UNDERSERVED NEEDS.

The identified obstacles to meeting underserved needs are lack of resources and lack of affordable poverty level rental units for families. These continue to be obstacles and Manatee County is committed to finding the means to overcome these obstacles.

In addition to seeking methods to address these obstacles, Manatee County is reviewing needs and potential obstacles to identify additional issues and concerns. HIV/AIDS continues to be a concern for the community.

ACTIONS TAKEN TO REDUCE LEAD-BASED PAINT HAZARDS.

During the year, the Health Department continued to test low-income children for lead poisoning, as well as investigate any cases found. The County continues to meet the requirements of the new lead-based paint regulations by undertaking the actions shown in the five-year strategy.

Three staff members have successfully completed the HUD, Office of Lead Hazard Control's, "Visual Assessment Course" training. Participating contractors who have not attended the training continue to be encouraged to obtain training certification in lead-based paint safety procedures.

The County addresses the lead-based paint hazards that are found in all homes rehabilitated with the County's CDBG and/or HOME funds. Only homes that are pre-1978 are subject to the lead-based paint provisions. Many of the homes in Manatee County were constructed after 1978.

The County continues to encourage appropriate staff and participating contractors to attend training and obtain certification in "Lead Based Paint Safe Work Practices" for County construction and rehabilitation projects.

ACTIONS TAKEN TO REDUCE THE NUMBER OF POVERTY-LEVEL FAMILIES.

Most CDBG program funds address the economic needs of low- and moderate-income persons. Many of those programs also address issues such as self-sufficiency, life skill development, and other similar programs that indirectly reduce the number of persons living below the poverty level.

ACTIONS TAKEN TO DEVELOP INSTITUTIONAL STRUCTURE.

The County has in place a strong institutional structure necessary to carry out its housing and community development strategies. The Redevelopment and Economic Opportunity Department administered the CDBG, HOME, and ESG Programs. In conjunction with other County operating departments, the Redevelopment and Economic Opportunity Department also implemented any public works projects proposed by the 5-Year Consolidated Plan or any of the Annual Action Plans.

In conjunction with the policy of the County, all housing and community development programs will include an extensive, year-end performance review and audit. This review helps determine, based upon goals and objectives stated at program initiation, the success of the program. Activities are quantitatively measured against program performance, compliance with overall program goals and requirements are determined, and citizen input regarding program performance will be sought. The CAPER will aid the assurance of meeting program objectives and goals. It will further assist in the planning of long-term program goals, objectives and activities.

The Manatee County Board of County Commissioners established the Southwest County Improvement District (SWD) under Ordinance No. 14-28. Manatee County's Southwest District Plan improves neighborhoods and redevelops corridors while protecting environmentally sensitive areas, to support transportation mobility, encourage economic investment and redevelopment, maintain public safety, provide affordable housing options, transform area corridors into vibrant places, assist small business, sustain the involvement of the public and partner with academic institutions to better integrate schools into the fabric of the community.

The Southwest District Plan is steered by civic engagements, public workshops, and direction of the

Manatee County Board of County Commissioners, who will continue to hold joint meetings of the Board, Manatee County Southwest District TIF, Bradenton's DDA, and Bradenton's 14th Street CRA to discuss common development trends and possible coordination efforts. The Southwest District Plan will continue to evolve over time with input of the citizens, stakeholders, the Board of County Commissioners, and will be amended as necessary to address economic conditions, market trends and other factors requiring changes.

Staff continues to build experience and knowledge through training and program administration. Staff meets periodically with the City of Bradenton's grant administration personnel to coordinate programming and explore any collaborative initiatives.

ACTIONS TAKEN TO ENHANCE COORDINATION BETWEEN PUBLIC AND PRIVATE HOUSING AND SOCIAL SERVICE AGENCIES.

The Redevelopment and Economic Opportunity Department has continued to coordinate with various community groups to achieve the objectives and goals that have been developed through the public participation process. These groups play a vital role in implementing the Five-Year Consolidated Plan and the Annual Action Plans, annual Performance Reviews, and any proposed Substantial Amendments. All stakeholders are welcomed and encouraged to participate in the implementation of the Community Development Block Grant Program.

Manatee County, the Manatee County Housing Authority, CHDOs, and local non-profit agencies who provide services have been an integral part in the Consolidated planning process, Annual Action Plans, and Assessment of Fair Housing Plan, through focus group meetings and other periodic meetings that are held to discuss the needs of our low- to moderate-income residents of the County.

IDENTIFY ACTIONS TAKEN TO OVERCOME THE EFFECTS OF ANY IMPEDIMENTS IDENTIFIED IN THE JURISDICTIONS ANALYSIS OF IMPEDIMENTS TO FAIR HOUSING CHOICE.

Through late 2016 and early 2017 the Manatee County Housing Authority (MCHA) and Manatee County Government teamed up to develop a joint Assessment of Fair Housing (AFH) report. Through the development of the AFH plan the County and MCHA staff worked to together to develop joint goals and objectives related to Fair Housing. Through this process the County engaged public housing residents

and citizens through surveys and public meetings. This input proved valuable in developing both the AFH and subsequently the Consolidated Plan. The AFH was approved by HUD on February 23, 2017.

Through the AFH process it was determined that the County currently lacks the capacity to take on Fair Housing services and there is a lack of external organizations that provide Fair Housing services.

Manatee County has pursued preliminary discussion in the establishment of a Fair Housing Assistance Program (FHAP), however, due to loss of staff during the recession, was not able to move forward.

Manatee County has developed eight (8) goals as part of the AFH. Below is a listing of the adopted AFH goals along with cumulative accomplishments through the 2018 Program Year:

Goal 1: Identify Opportunities to Reinvest in R/ECAPs to Eliminate Blighted Conditions and Spur Redevelopment

1. Two Roadway Resurfacing Projects were included in 2017/18 Action Plan. These projects were completed in late 2018.
2. A resident's center for the Housing Authority was included in the 2017/18 Action Plan, which will provide a venue in the South County R/ECAP for job training, fair housing education, and other programs that will benefit low-income residents in the area. To date, construction is 90% completed with a target completion of early 2020.
3. Manatee County continued to invest in a Home Rehabilitation Program. 2 housing units were located within the R/ECAPs in program years 2017 and 2018.

Goal 2: Address Contributing Factors of Poverty and Segregation

1. Through ELCs childcare education program, childcare workers within the R/ECAPS are offered an opportunity to earn their GEDs, to prepare them for better paying jobs.

Goal 3: Strengthen Code Enforcement on Substandard Rental Units

1. Code Enforcement and Substandard Rental Units were not addressed with Program Year 2018 CDBG funding.

Goal 4: Increase Availability of Affordable Housing in Manatee County

1. Through the County's pre-Livable Manatee affordable housing incentives, 23 single-family affordable housing units were completed in 2017.

2. Through the County's Livable Manatee Program, \$55,817 of impact fees for 4 new single-family affordable homes were paid for Program Year 2017.
3. Through the County's Livable Manatee Program, \$281,146 of impact fees for 19 new single-family affordable homes were paid for Program Year 2018.
4. Incentivized by the Livable Manatee Program, several developers are in the process of obtaining development approvals for rental and homeownership projects that will include affordable housing units. One 64-unit rental development was recently completed and provides 16 affordable units. Currently there are 9 rental developments and 2 single-family home subdivisions going through the planning process and/or permitting/construction.

Goal 5: Expand Fair Housing Education within Manatee County

1. Through the Gulfcoast Legal Services program legal assistance and fair housing education is being conducted regularly and primarily in the County's two R/ECAPs.

Goal 6: Provide Services that Improve Financial Literacy and Access to Financing for Minority and Low-Income Populations

1. Through the SHIP program, downpayment assistance was provided to income-qualified homebuyers. During program year 2017, 18 clients were assisted and in program year 2018, 15 clients were assisted.
2. Through the SHIP, homebuyer education classes there were 257 persons assisted during 2018.

Goal 7: Improve the Enforcement of Fair Housing Laws and Ordinances.

1. Through the Gulfcoast Legal Services Program, residents will be more educated in fair housing violations, and will be provided assistance in filing a complaint.

Goal 8: Provide Better Access to Opportunity for Protected Classes through Public Services.

1. Through the ELC childcare education program, pre-K children and their teachers within the County's R/ECAPS were provided with STEAM education, and childcare workers in the R/ECAPs had the opportunity to earn GEDs and additional childcare educational courses.
2. In 2018, Manatee County funded Meals on Wheels with the R/ECAP areas which provide transportation services and meal services for seniors and persons with disabilities.

3. Through Allean's Loving Care, 12 elderly/disabled clients received in-home care and companionship services to allow them to remain in their homes.
4. Manatee Technical College offers Trade School and job placement services to income qualified residents, particularly those who reside in a R/ECAP, to allow opportunity for a better paying job and higher quality of life.

CR-40 Monitoring

DESCRIBE THE STANDARDS AND PROCEDURES THAT WILL BE USED TO MONITOR ACTIVITIES CARRIED OUT IN FURTHERANCE OF THE PLAN AND WILL BE USED TO ENSURE LONG-TERM COMPLIANCE WITH REQUIREMENTS OF THE PROGRAMS INVOLVED, INCLUDING MINORITY BUSINESS OUTREACH AND COMPREHENSIVE PLANNING REQUIREMENTS.

REO staff is responsible for monitoring Federal requirements including Davis-Bacon, Contract Work Hours, Section 3, Minority Business Enterprise, etc. on an ongoing basis. In addition, programmatic and fiscal requirements are monitored and reviewed by staff.

Staff monitors all internal expenditures/programs and subrecipient organizations. Compliance is documented through reimbursement requests, informal communication, formal communication, monthly progress reports, quarterly demographic reports, and on-site formal monitoring visits. Written agreements are prepared and executed for all HUD-funded activities.

Through the development of the CAPER and Annual Action Plan, Manatee County staff can evaluate its progress in meeting the goals and strategies of the Consolidated Plan on an annual basis.

DESCRIPTION OF THE EFFORTS TO PROVIDE CITIZENS WITH REASONABLE NOTICE AND AN OPPORTUNITY TO COMMENT ON PERFORMANCE REPORTS.

The County publicly advertised that the CAPER was available for review and comment on November 15, 2019 in the Spanish newspaper 7 Dias and on November 23, 2019 in the Bradenton Herald. The draft report was placed on the County website, at the REO Department Office and County Libraries for 15 days (November 25, 2019 - December 10, 2019). One public hearing was conducted with the Board of County Commissioners on December 10, 2019 to discuss the performance report and open the agenda item for public comment. Public comments received will be included in the Appendix of this document.

CR-45 CDBG 91.520(c)

SPECIFY THE NATURE OF, AND REASONS FOR, ANY CHANGES IN THE JURISDICTION'S PROGRAM OBJECTIVES AND INDICATIONS OF HOW THE JURISDICTION WOULD CHANGE ITS PROGRAMS AS A RESULT OF ITS EXPERIENCES.

During Program Year 2018, two (2) minor amendments and one (1) substantial amendment was completed. The Substantial Amendment cancelled the Boys and Girls Club of Manatee County – Desoto Club Rebuild – Safety/Security Fencing project. The proposed \$29,776 of program year 2018 funding was carried over to CDBG eligible activities in the 2019/2020 Annual Action.

This is the second-year report on the Consolidated Plan and the objectives/priority needs established in the Plan are still relevant and needed in Manatee County.

DOES THIS JURISDICTION HAVE ANY OPEN BROWNFIELDS ECONOMIC DEVELOPMENT INITIATIVE(BEDI) GRANTS?

There are currently no open Brownfield Economic Development Initiative (BEDI) grants located within Manatee County. Florida.

CR-50 HOME 91.520(d)

INCLUDE THE RESULTS OF ON-SITE INSPECTIONS OF AFFORDABLE RENTAL HOUSING ASSISTED UNDER THE PROGRAM TO DETERMINE COMPLIANCE WITH HOUSING CODES AND OTHER APPLICABLE REGULATIONS. PLEASE LIST THOSE PROJECTS THAT SHOULD HAVE BEEN INSPECTED ON-SITE THIS PROGRAM YEAR BASED UPON THE SCHEDULE IN 92.504(D). INDICATE WHICH OF THESE WERE INSPECTED AND A SUMMARY OF ISSUES THAT WERE DETECTED DURING THE INSPECTION. FOR THOSE THAT WERE NOT INSPECTED, PLEASE INDICATE THE REASON AND HOW YOU WILL REMEDY THE SITUATION.

Currently, Manatee County has only two affordable rental housing units assisted under HOME.

- 1815 21st Ave. E., Bradenton, FL - completed and inspected on 8/2/17.
- 7612 Bishop Harbor Rd., Palmetto, FL - completed and inspected 8/2/17.

These and any future rental properties assisted with HOME will be inspected as required per 92.504(d) of HUD regulations.

AN ASSESSMENT OF THE JURISDICTION'S AFFIRMATIVE MARKETING ACTIONS FOR HOME UNITS. 92.351(B)

During July of each year, a Notice of Funding Availability (NOFA) is advertised for all housing assistance funded through CDBG, HOME, and SHIP. In order to be considered for assistance, interested citizens are required to fill out an entry form. Additionally, staff compiles a log of interested citizens during the year and directly sends out notices to those individuals.

A random drawing, to establish the order in which eligible citizens will be considered for funding, is conducted in August of every year. Generally funding is reserved for low- or very low-households, with priority given to special needs households (for 20% of the available funding).

DATA ON THE AMOUNT AND USE OF PROGRAM INCOME FOR PROJECTS, INCLUDING THE NUMBER OF PROJECTS AND OWNER AND TENANT CHARACTERISTICS.

During the 2018/19 program year, Manatee County received program income from the sale of two HOME assisted single family residences. All program income less that allowed for administration, or

\$13,800, went towards several HOME replacement projects. The remaining program income balance will be swapped out with HOME funding until the balance is fully expended.

**OTHER ACTIONS TAKEN TO FOSTER AND MAINTAIN AFFORDABLE HOUSING. 91.220(K)
(STATES ONLY: INCLUDING THE COORDINATION OF LIHTC WITH THE DEVELOPMENT OF
AFFORDABLE HOUSING). 91.320(J)**

Public policies can have a direct impact on barriers to affordable housing. Manatee County has recognized this fact and has reviewed its own process to expose any barriers or obstacles to developing affordable housing. From this review, a few concerns were noted. These included the review time by the staff and the cost to the developer, the limited code allowances for affordable or workforce housing, and impact fees. To alleviate these concerns, a variety of policies and or regulations were put into practice. An in-depth description of these policies and regulations are provided within the Consolidated Plan. An overview is outlined here:

Housing Rapid Response Team – assists housing developers who wish to participate in the County’s affordable/workforce housing programs expedite the development and permitting processes.

Manatee County Land Development Code – outlines incentives which may be available to developers of affordable/workforce housing developments. Developers for income-eligible households may seek expedited review and permit processing, review and permit fee refunds, and other incentives, as applicable.

Urban Corridors - Starting in 2016, the County made amendments to the Comprehensive Plan and Land Development Code to improve opportunities for infill, redevelopment and development, along major corridors in strategic areas of the County. The amendments generally provide greater flexibility in the regulations, allow for moderate increases in density and intensity of development, and allow residential and mixed-use development patterns to occur along the corridors. They also ensure that development review is consistent, meaningful, and predictable for staff, the developer, and citizens. In 2017, the Urban Corridors received statewide recognition for allowance of greater densities and building heights while promoting mixed-use and walkability.

Livable Manatee Incentive Program for Qualified New Affordable Housing - Manatee County approved Resolution R-17-069 on August 22, 2017, to enact the Livable Manatee Incentive Program for Qualified New Affordable Housing. This program provides for homeownership and

rental incentives to foster the construction of new affordable units and is an improvement and expansion on the previous Affordable Housing Impact Fee Program. Through this program, Manatee County will pay 100% of impact fees for new qualified affordable units and will expedite the corresponding review and permitting process. The resulting development is subject to a Land Use Restriction Agreement to maintain affordability for a designated amount of time.

Additional Comprehensive Plan and Land Development Code Amendments - During the 2017 program year, Manatee County amended its Future Land Use Categories and increased densities in the Comprehensive Plan to further support affordable housing. Changes to the companion Land Development Code were made and were adopted through the public hearing process.



Appendix

1. Pre-17 Activities and Activities from Other Funding
2. Financial Reports
3. Public Participation
4. Electronic ESG CAPER
5. Maps



Pre-2017 Activities

Progress on Pre-2017, SHIP and Affordable Housing Activities

2013/14 CDBG - Manatee County Clerk of the Circuit Court W. H. Vanderipe House - Manatee County allocated \$87,500 toward the restoration of the William H. Vanderipe House. During the program year, \$6,685 was expended, the project was completed, and a total of \$87,435 of CDBG funding was spent on the project.

2013/14 CDBG - Manatee County Homeowner Rehabilitation Program - Manatee County allocated \$282,698 to assist low/moderate income eligible homeowners with substantial repairs or reconstruction of their existing homes. CDBG funding has been leveraged with HOME and/or SHIP funding. Four projects in total were completed. The \$4,770 balance was expended during the program year.

2014/15 CDBG - Manatee County 12th Street East Sidewalk Project - \$407,261 was allocated toward this project. During the program year, construction was completed, and \$108,557 was expended, for a total CDBG project cost of \$380,438.

2014/15 HOME - Homeowner Rehabilitation - Manatee County allocated \$272,482 for this program. HOME funding has been leveraged with CDBG and/or SHIP funding. Three reconstruction projects and 1 rehabilitation project were completed. During the program year, \$7,967 was spent on a replacement project funded with SHIP. See Multi-Year HOME - Homeowner Rehabilitation below for the balance and status of this funding.

2014/15 & 2015/16 HOME - CHDO - Manatee County conveyed a single-family lot and allocated \$204,595 to a CHDO. During the program year 1 single-family residence was constructed.

2015/16 CDBG - Manatee County 26th Street East Sidewalk Project - \$360,000 was allocated for this project. During the program year construction was completed in early 2019.

2015/16 HOME - Homeowner Rehabilitation - Manatee County allocated \$327,806 to assist homeowners with substantial repairs or reconstruction of their existing homes. One replacement project was completed during the program year. See Multi-Year HOME - Homeowner Rehabilitation below for the balance and status of this funding.

2016/17 CDBG - Manatee County Bayshore Gardens Sidewalks - Manatee County allocated \$421,132 for the engineering, design and construction of three sidewalks in the Bayshore Gardens Subdivision. During the program year, the project was completed, \$377,029 was expended, for a total CDBG cost of \$420,079. Sales tax funding of \$30,310 was used as leverage.

2016/17 CDBG - Centerstone of Florida, Inc. Safety and Security Infrastructure Improvement Project - This project involves the installation of safety and security lighting at the Centerstone Hospital and Addiction Center. During the program year the project was completed, \$269,963 was expended for a total CDBG cost of \$270,663.

2016/17 CDBG - Meals on Wheels Adult Day Care Generator Project - Manatee County allocated \$55,000 in funding for the installation of an emergency generator at an existing adult day care facility. During the program year, the project was completed, \$48,703 was expended for a total CDBG cost of \$49,403.

2016/17 CDBG - Centerstone of Florida, Inc. - Rental Subsidy Program - This program provides for 3-12 months of temporary rental housing assistance for income eligible behavioral health clients who would otherwise be released into homelessness. Manatee County has allocated \$80,000 for this program. To date, \$103,230.59 of 15/16 and 16/17 CDBG funding has been expended, providing assistance to 51 individuals.

2016/17 CDBG - AMFM Enterprise, Inc. Sara's Place - This activity provided day care services for the elderly and was allocated \$64,125 in funding. During the program year, 5 clients were served, and \$14,500 (balance of funding) was expended.

2016/17 HOME - Homeowner Rehabilitation - Manatee County allocated \$265,162 to assist homeowners with substantial repairs or reconstruction of their existing homes. Construction has commenced on one replacement project during the program year. See Multi-Year HOME - Homeowner Rehabilitation below for the balance and status of this funding.

2016/17 HOME - CHDO - Manatee County conveyed a single-family lot and allocated \$146,299 to a CHDO, during the program year for a single-family affordable resale home. Construction has not commenced.

2017/18 HOME - Homeowner Rehabilitation - Manatee County allocated \$276,142 to assist homeowners with substantial repairs or reconstruction of their existing homes. During the program year, \$136,925 was obligated for a replacement project.

2017/18 HOME - CHDO - Manatee County conveyed a single-family lot and allocated \$150,000 to a CHDO, during the program year, for a single-family affordable resale. Construction has not commenced.

2017/18 SHIP – Homeowner Rehabilitation – During the program year 5 replacement projects were completed for \$733,201, and 4 rehabilitation projects for \$199,079 were completed.

2017/18 SHIP - Downpayment Assistance – Manatee County expended \$420,671 of SHIP funding for downpayment assistance. During the program year, 15 very-low- to moderate-income first-time homebuyers were assisted in obtaining newly constructed or existing homes.

2017/18 SHIP - Homebuyer Education – All homebuyers receiving the County's downpayment assistance are required to attend a County approved first-time homebuyers education training, which provides client with what to expect with purchasing a house, budgeting/financing, home maintenance. During the program year, Manatee County had funding agreements with two agencies who provided the homebuyer education classes. A total of 196 individuals were served, and \$30,000 of SHIP funding was expended.

2017/18 Affordable Housing through County Incentives

- **Single-family Infill** – Through the County's Land Development Code Affordable Housing Incentives, \$94,200 in impact fees were paid on 19 new single-family affordable homes. Under the County's Livable Manatee Program, \$55,817 of impact fees for 4 new single-family affordable homes were paid.
- **Single/Multi-Family Developments** - Incentivized by the Livable Manatee Program, several developers are in the process of obtaining development approvals for rental and homeownership projects that will include affordable housing units. One 64-unit rental development is currently under construction, which will provide 16 affordable units, when completed.

Multi-Year CDBG/HOME – Homeowner Rehabilitation -

CDBG Funding

14/15 - \$12,586.91
15/16 - \$36,793.64
16/17 - \$165,544.78
17/18 - \$1,738.67

HOME Funding

14/15 - \$10,857.08
15/16 - \$70,214.77
16/17 - \$136,576.43
17/18 - \$89,886.72

This funding is obligated for 4 single-family homeowner-occupied rehabilitation projects for income-qualified clients.



Financial Reports



PR26 - CDBG Financial Summary Report

Program Year 2018
MANATEE COUNTY, FL

PART I: SUMMARY OF CDBG RESOURCES

01 UNEXPENDED CDBG FUNDS AT END OF PREVIOUS PROGRAM YEAR	1,437,378.91
02 ENTITLEMENT GRANT	1,891,041.00
03 SURPLUS URBAN RENEWAL	0.00
04 SECTION 108 GUARANTEED LOAN FUNDS	0.00
05 CURRENT YEAR PROGRAM INCOME	0.00
05a CURRENT YEAR SECTION 108 PROGRAM INCOME (FOR SI TYPE)	0.00
06 FUNDS RETURNED TO THE LINE-OF-CREDIT	0.00
06a FUNDS RETURNED TO THE LOCAL CDBG ACCOUNT	0.00
07 ADJUSTMENT TO COMPUTE TOTAL AVAILABLE	0.00
08 TOTAL AVAILABLE (SUM, LINES 01-07)	3,328,419.91

PART II: SUMMARY OF CDBG EXPENDITURES

09 DISBURSEMENTS OTHER THAN SECTION 108 REPAYMENTS AND PLANNING/ADMINISTRATION	919,655.97
10 ADJUSTMENT TO COMPUTE TOTAL AMOUNT SUBJECT TO LOW/MOD BENEFIT	0.00
11 AMOUNT SUBJECT TO LOW/MOD BENEFIT (LINE 09 + LINE 10)	919,655.97
12 DISBURSED IN IDIS FOR PLANNING/ADMINISTRATION	344,660.92
13 DISBURSED IN IDIS FOR SECTION 108 REPAYMENTS	0.00
14 ADJUSTMENT TO COMPUTE TOTAL EXPENDITURES	0.00
15 TOTAL EXPENDITURES (SUM, LINES 11-14)	1,264,316.89
16 UNEXPENDED BALANCE (LINE 08 - LINE 15)	2,064,103.02

PART III: LOW/MOD BENEFIT THIS REPORTING PERIOD

17 EXPENDED FOR LOW/MOD HOUSING IN SPECIAL AREAS	0.00
18 EXPENDED FOR LOW/MOD MULTI-UNIT HOUSING	0.00
19 DISBURSED FOR OTHER LOW/MOD ACTIVITIES	919,655.97
20 ADJUSTMENT TO COMPUTE TOTAL LOW/MOD CREDIT	0.00
21 TOTAL LOW/MOD CREDIT (SUM, LINES 17-20)	919,655.97
22 PERCENT LOW/MOD CREDIT (LINE 21/LINE 11)	100.00%

LOW/MOD BENEFIT FOR MULTI-YEAR CERTIFICATIONS

23 PROGRAM YEARS(PY) COVERED IN CERTIFICATION	PY: 2016 PY: 2017 PY: 2018
24 CUMULATIVE NET EXPENDITURES SUBJECT TO LOW/MOD BENEFIT CALCULATION	4,131,691.00
25 CUMULATIVE EXPENDITURES BENEFITING LOW/MOD PERSONS	3,574,276.00
26 PERCENT BENEFIT TO LOW/MOD PERSONS (LINE 25/LINE 24)	86.51%

PART IV: PUBLIC SERVICE (PS) CAP CALCULATIONS

27 DISBURSED IN IDIS FOR PUBLIC SERVICES	211,944.99
28 PS UNLIQUIDATED OBLIGATIONS AT END OF CURRENT PROGRAM YEAR	0.00
29 PS UNLIQUIDATED OBLIGATIONS AT END OF PREVIOUS PROGRAM YEAR	0.00
30 ADJUSTMENT TO COMPUTE TOTAL PS OBLIGATIONS	0.00
31 TOTAL PS OBLIGATIONS (LINE 27 + LINE 28 - LINE 29 + LINE 30)	211,944.99
32 ENTITLEMENT GRANT	1,891,041.00
33 PRIOR YEAR PROGRAM INCOME	0.00
34 ADJUSTMENT TO COMPUTE TOTAL SUBJECT TO PS CAP	0.00
35 TOTAL SUBJECT TO PS CAP (SUM, LINES 32-34)	1,891,041.00
36 PERCENT FUNDS OBLIGATED FOR PS ACTIVITIES (LINE 31/LINE 35)	11.21%

PART V: PLANNING AND ADMINISTRATION (PA) CAP

37 DISBURSED IN IDIS FOR PLANNING/ADMINISTRATION	344,660.92
38 PA UNLIQUIDATED OBLIGATIONS AT END OF CURRENT PROGRAM YEAR	0.00
39 PA UNLIQUIDATED OBLIGATIONS AT END OF PREVIOUS PROGRAM YEAR	0.00
40 ADJUSTMENT TO COMPUTE TOTAL PA OBLIGATIONS	0.00
41 TOTAL PA OBLIGATIONS (LINE 37 + LINE 38 - LINE 39 + LINE 40)	344,660.92
42 ENTITLEMENT GRANT	1,891,041.00
43 CURRENT YEAR PROGRAM INCOME	0.00
44 ADJUSTMENT TO COMPUTE TOTAL SUBJECT TO PA CAP	0.00
45 TOTAL SUBJECT TO PA CAP (SUM, LINES 42-44)	1,891,041.00
46 PERCENT FUNDS OBLIGATED FOR PA ACTIVITIES (LINE 41/LINE 45)	18.23%



PR26 - CDBG Financial Summary Report

Program Year 2018

MANATEE COUNTY, FL

LINE 17 DETAIL: ACTIVITIES TO CONSIDER IN DETERMINING THE AMOUNT TO ENTER ON LINE 17

Report returned no data.

LINE 18 DETAIL: ACTIVITIES TO CONSIDER IN DETERMINING THE AMOUNT TO ENTER ON LINE 18

Report returned no data.

LINE 19 DETAIL: ACTIVITIES INCLUDED IN THE COMPUTATION OF LINE 19

Plan Year	IDIS Project	IDIS Activity	Voucher Number	Activity Name	Matrix Code	National Objective	Drawn Amount
2016	8	391	6218284	MOW Adult Day Care Generator	03A	LMC	\$16,663.00
					03A	Matrix Code	\$16,663.00
2017	6	416	6228977	Resident's Service Center	03E	LMA	\$312.96
2017	6	416	6274536	Resident's Service Center	03E	LMA	\$20,010.96
2017	6	416	6287735	Resident's Service Center	03E	LMA	\$19,077.12
2017	6	416	6316508	Resident's Service Center	03E	LMA	\$128,639.52
2018	21	430	6316502	Anna E. Gayle Center Roof Replacement Project	03E	LMA	\$4,710.00
2018	21	430	6316507	Anna E. Gayle Center Roof Replacement Project	03E	LMA	\$19,290.00
					03E	Matrix Code	\$192,040.56
2017	8	410	6258321	Orange Ridge Edge Mill and Resurfacing Project	03K	LMA	\$101,576.59
2017	9	411	6258321	Overstreet Park/Tangerine Terrace Edge Mill and Resurfacing Project	03K	LMA	\$107,221.70
					03K	Matrix Code	\$208,798.29
2015	9	371	6245855	26th St. E. Palmetto Sidewalk Installation	03L	LMA	\$1,046.76
2015	9	371	6246341	26th St. E. Palmetto Sidewalk Installation	03L	LMA	\$32,875.52
2017	7	415	6265545	15th St. E. Sidewalk Project	03L	LMA	\$2,311.00
2017	7	415	6274536	15th St. E. Sidewalk Project	03L	LMA	\$3,096.00
2017	7	415	6287735	15th St. E. Sidewalk Project	03L	LMA	\$4,795.50
2017	7	415	6297299	15th St. E. Sidewalk Project	03L	LMA	\$656.00
2017	7	415	6316508	15th St. E. Sidewalk Project	03L	LMA	\$4,091.50
					03L	Matrix Code	\$48,872.28
2017	12	409	6228977	Unfunded Senior Meals	05A	LMC	\$15,567.63
2017	12	409	6245861	Unfunded Senior Meals	05A	LMC	\$5,418.33
2017	12	409	6256352	Unfunded Senior Meals	05A	LMC	\$2,948.13
2018	7	433	6256356	2018 Unfunded Senior Meals	05A	LMC	\$1,874.13
2018	7	433	6265427	2018 Unfunded Senior Meals	05A	LMC	\$5,348.52
2018	7	433	6274544	2018 Unfunded Senior Meals	05A	LMC	\$5,284.08
2018	7	433	6287739	2018 Unfunded Senior Meals	05A	LMC	\$5,343.15
2018	7	433	6297301	2018 Unfunded Senior Meals	05A	LMC	\$4,918.92
2018	7	433	6303503	2018 Unfunded Senior Meals	05A	LMC	\$5,010.21
2018	7	433	6316513	2018 Unfunded Senior Meals	05A	LMC	\$5,112.24
2018	11	426	6237918	Allean's Loving Care	05A	LMC	\$24,640.00
2018	11	426	6245864	Allean's Loving Care	05A	LMC	\$6,282.50
2018	11	426	6256356	Allean's Loving Care	05A	LMC	\$6,720.00
2018	11	426	6265427	Allean's Loving Care	05A	LMC	\$6,300.00
2018	11	426	6274544	Allean's Loving Care	05A	LMC	\$6,300.00
2018	11	426	6287739	Allean's Loving Care	05A	LMC	\$6,300.00
2018	11	426	6297301	Allean's Loving Care	05A	LMC	\$7,420.00
2018	11	426	6303503	Allean's Loving Care	05A	LMC	\$5,880.00
2018	11	426	6316513	Allean's Loving Care	05A	LMC	\$5,153.75
					05A	Matrix Code	\$131,821.59
2017	4	401	6274536	Housing Preservation	05C	LMC	\$1,740.33
2018	8	434	6274544	2018 Fair Housing Outreach & Legal Services	05C	LMC	\$322.00
2018	8	434	6287739	2018 Fair Housing Outreach & Legal Services	05C	LMC	\$672.00
2018	8	434	6316513	2018 Fair Housing Outreach & Legal Services	05C	LMC	\$1,050.00
					05C	Matrix Code	\$3,784.33
2018	9	435	6316513	2018 Workforce Education Program	05H	LMC	\$1,286.25



PR26 - CDBG Financial Summary Report

Program Year 2018

MANATEE COUNTY, FL

Plan Year	IDIS Project	IDIS Activity	Voucher Number	Activity Name	Matrix Code	National Objective	Drawn Amount
2017	3	408	6287735	Childcare Worker Education	05H	Matrix Code	\$1,286.25
2017	3	408	6303502	Childcare Worker Education	05L	LMCSV	\$8,013.98
					05L	LMCSV	\$7,038.84
					05L	Matrix Code	\$15,052.82
2018	10	436	6256356	2018 Project Smile	05M	LMC	\$22,788.00
2018	10	436	6274544	2018 Project Smile	05M	LMC	\$16,563.00
2018	10	436	6287739	2018 Project Smile	05M	LMC	\$20,649.00
					05M	Matrix Code	\$60,000.00
2017	5	425	6228974	2915 4th St. E., Bradenton - Murray	14A	LMH	\$638.68
2017	5	425	6265421	2915 4th St. E., Bradenton - Murray	14A	LMH	\$1,087.00
2017	5	425	6265422	2915 4th St. E., Bradenton - Murray	14A	LMH	\$18,999.00
2017	5	425	6265423	2915 4th St. E., Bradenton - Murray	14A	LMH	\$28,334.00
2017	5	425	6265424	2915 4th St. E., Bradenton - Murray	14A	LMH	\$9,961.00
2017	5	437	6245861	2591 4th St. E., Bradenton - Fluellen	14A	LMH	\$455.00
2017	5	437	6256349	2591 4th St. E., Bradenton - Fluellen	14A	LMH	\$9,000.00
2017	5	437	6256352	2591 4th St. E., Bradenton - Fluellen	14A	LMH	\$1,207.50
2017	5	437	6265424	2591 4th St. E., Bradenton - Fluellen	14A	LMH	\$35,100.00
2017	5	437	6265425	2591 4th St. E., Bradenton - Fluellen	14A	LMH	\$150.00
2017	5	437	6274535	2591 4th St. E., Bradenton - Fluellen	14A	LMH	\$10,882.00
2017	5	437	6274536	2591 4th St. E., Bradenton - Fluellen	14A	LMH	\$29,963.00
2017	5	437	6287735	2591 4th St. E., Bradenton - Fluellen	14A	LMH	\$25,890.00
2017	5	437	6297299	2591 4th St. E., Bradenton - Fluellen	14A	LMH	\$36,390.00
2017	5	438	6245861	5711 24th Street W - Washburn	14A	LMH	\$619.70
2017	5	438	6265425	5711 24th Street W - Washburn	14A	LMH	\$455.00
2017	5	438	6274536	5711 24th Street W - Washburn	14A	LMH	\$12,192.30
2017	5	438	6287735	5711 24th Street W - Washburn	14A	LMH	\$150.00
2017	5	438	6297298	5711 24th Street W - Washburn	14A	LMH	\$855.32
2017	5	438	6297299	5711 24th Street W - Washburn	14A	LMH	\$19,007.35
					14A	Matrix Code	\$241,336.85
Total							\$919,655.97

LINE 27 DETAIL: ACTIVITIES INCLUDED IN THE COMPUTATION OF LINE 27

Plan Year	IDIS Project	IDIS Activity	Voucher Number	Activity Name	Matrix Code	National Objective	Drawn Amount
2017	12	409	6228977	Unfunded Senior Meals	05A	LMC	\$15,567.63
2017	12	409	6245861	Unfunded Senior Meals	05A	LMC	\$5,418.33
2017	12	409	6256352	Unfunded Senior Meals	05A	LMC	\$2,948.13
2018	7	433	6256356	2018 Unfunded Senior Meals	05A	LMC	\$1,874.13
2018	7	433	6265427	2018 Unfunded Senior Meals	05A	LMC	\$5,348.52
2018	7	433	6274544	2018 Unfunded Senior Meals	05A	LMC	\$5,284.08
2018	7	433	6287739	2018 Unfunded Senior Meals	05A	LMC	\$5,343.15
2018	7	433	6297301	2018 Unfunded Senior Meals	05A	LMC	\$4,918.92
2018	7	433	6303503	2018 Unfunded Senior Meals	05A	LMC	\$5,010.21
2018	7	433	6316513	2018 Unfunded Senior Meals	05A	LMC	\$5,112.24
2018	11	426	6237918	Allean's Loving Care	05A	LMC	\$24,640.00
2018	11	426	6245864	Allean's Loving Care	05A	LMC	\$6,282.50
2018	11	426	6256356	Allean's Loving Care	05A	LMC	\$6,720.00
2018	11	426	6265427	Allean's Loving Care	05A	LMC	\$6,300.00
2018	11	426	6274544	Allean's Loving Care	05A	LMC	\$6,300.00
2018	11	426	6287739	Allean's Loving Care	05A	LMC	\$6,300.00
2018	11	426	6297301	Allean's Loving Care	05A	LMC	\$7,420.00
2018	11	426	6303503	Allean's Loving Care	05A	LMC	\$5,880.00
2018	11	426	6316513	Allean's Loving Care	05A	LMC	\$5,153.75
					05A	Matrix Code	\$131,821.59
2017	4	401	6274536	Housing Preservation	05C	LMC	\$1,740.33



MANATEE COUNTY, FL

Plan Year	IDIS Project	IDIS Activity	Voucher Number	Activity Name	Matrix Code	National Objective	Drawn Amount
2017	14	402	6228977	2017 CDBG Program Administration	21A		\$8,101.09
2017	14	402	6245861	2017 CDBG Program Administration	21A		\$422.50
2018	6	421	6228980	CDBG General Administration/Planning	21A		\$95,910.87
2018	6	421	6237918	CDBG General Administration/Planning	21A		\$23,239.76
2018	6	421	6245864	CDBG General Administration/Planning	21A		\$23,380.37
2018	6	421	6256356	CDBG General Administration/Planning	21A		\$24,077.11
2018	6	421	6265427	CDBG General Administration/Planning	21A		\$25,379.24
2018	6	421	6274544	CDBG General Administration/Planning	21A		\$23,080.11
2018	6	421	6287739	CDBG General Administration/Planning	21A		\$45,286.47
2018	6	421	6297301	CDBG General Administration/Planning	21A		\$28,193.42
2018	6	421	6303503	CDBG General Administration/Planning	21A		\$16,425.30
2018	6	421	6316513	CDBG General Administration/Planning	21A		\$31,164.68
Total					21A	Matrix Code	\$344,660.92
							\$344,660.92

6510.2 REV-2 -Exhibit 3b
FINANCIAL SUMMARY ATTACHMENT
2018-2019
Page -1-

Appendix 3

b. RECONCILIATION OF LINE(S) OF CREDIT (LOC) AND CASH BALANCES TO
UNEXPENDED BALANCE OF CDBG FUNDS SHOWN ON GPR

Complete the following worksheet and submit with the attachment:

Unexpended balance shown on GPR: \$2,064,103.02
(line 16 of HUD 4949.3)

RECONCILIATION: (for the items listed below, use amounts recorded as of
Close-of-business on the last day of this GPR reporting period.)

ADD:

LOC balance(s)	\$2,264,600.96
Cash on Hand:	
Grantee Program Account	\$ 0.00
Subrecipients Program Accounts	\$ 0.00
Revolving Fund Cash Balances	\$ 0.00
Section 108 cash balances	\$ 0.00

SUBTRACT:

Grantee CDBG Program Liabilities	
(Include any reimbursements due to the Grantee from	
Program funds)	*\$ 0.00
Sub recipient CDBG Program Liabilities	
(same instructions as above)	*\$ (200,497.94)

TOTAL RECONCILING BALANCE: \$ 2,064,103.02

UNRECONCILED DIFFERENCE (between Total
Reconciling Balance and Unexpended
Balance): (Explain below) \$0.00
\$ 0.00

UNEXPENDED BALANCE SHOWN ON GPR \$2,064,103.02

*When grantees or subrecipients operate their programs on a reimbursement basis, any amounts due to the grantees or subrecipients should be included in the Program Liabilities.

6510.2 REV-2 -Exhibit 3b
FINANCIAL SUMMARY ATTACHMENT
2018-2019
Page -2-

Appendix 3

E. CALCULATION OF BALANCE OF UNPROGRAMMED FUNDS

Amount of funds available During the reporting period (from line 2 of HUD-4949.3)	\$1,891,041.00
Add: Income expected but not yet realized**	<u>\$0.00</u>
SUBTOTAL	<u>\$1,891,041.00</u>
Less: Total budgeted amount on HUD-4949.2/2a	<u>(\$1,891,041.00)</u>
UNPROGRAMMED BALANCE	<u>\$ 0.00</u>

**This amount should reflect any income considered as a resource in the final statement (and any amendments) for the period covered by this report, as well as that identified in prior final statements (including any amendments), that was expected to be received as of the end of the reporting period but had not yet been received, e.g., program income or Section 108 proceeds not yet received from an approved 108 loan.

A decorative header graphic featuring a dark blue background with light blue geometric shapes on the left side. The text "Public Participation" is written in a light blue sans-serif font.

Public Participation

Newspaper

County, FLORIDA

COUNTY OF SARASOTA:

Manatee counties that the attached copy of advertisement,

In 7DIAS NEWSPAPER

Was published in said newspaper in the issues of 11/15/2019

advertisement for publication in the said newspaper.

Hartna Lucia Baron

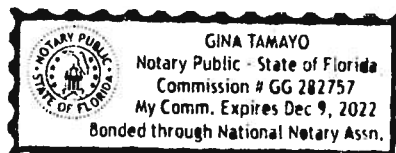
2019, who is personally known _____ or who has produced identification _____

FLDL B650552656210

Type of Identification Produced ✓

[Handwritten signature]

Signature of Notary Public



Please join us at the Preconstruction Meet & Greet to explore more opportunities.

For information regarding bid packages for this project, contact:

Michael Corwin, Preconstruction Manager at (615) 377-3666 or via email at mcorwin@robinsmorton.com

To RSVP for the upcoming Meet & Greet, contact:

Rhea Kinnard at (615) 941-8396 or via email kinn0167@aol.com

AVISO DE Borrador del Condado de Manatee 2018-19 del "Consolidated Annual Performance And Evaluation Report (CAPER)" y Notificación de Audiencia Pública

Bajo el título I de la ley de Vivienda y Desarrollo Urbano de 1974, enmendado y la ley "Cranston-Gonzalez National Affordable Housing" de 1990, el Condado de Manatee tiene que someter un informe anual de rendimiento al Departamento de Vivienda y Desarrollo Urbano de EE.UU. de cómo se utilizaron los fondos y el estado de las actividades realizadas durante el año para el Programa de

Subsidios Globales Para El Desarrollo Comunitario (CDBG) y el Programa de Asociación Para Inversión En la Vivienda (HOME), y Subsidio de Soluciones de Emergencia (ESG).

El Condado de Manatee ha preparado un borrador del "Consolidated Annual Performance and Evaluation Report (CAPER)" describiendo las actividades que tuvieron lugar durante el 2018-19 Año del Programa (Octubre - Septiembre) las cuales fueron utilizadas para las necesidades de personas de bajos ingresos. El "CAPER" da una evaluación de las Metas y Objetivos de Cinco Años del

Condado de Manatee que incluye medidas tomadas para seguir afirmando la equidad de vivienda, las necesidades de personas sin hogar, las personas con necesidades especiales y la vivienda mas accesible.

El 10 de diciembre del 2019, una audiencia pública se llevará a cabo delante de la Junta de Comisionados para recibir comentarios públicos. Se está publicando este anuncio para avisar a los ciudadanos que el proceso formal de quince días (15) para hacer comentarios sobre el reporte "CAPER" empezará el 22 de noviembre del 2019 y concluirá el 10 de diciembre del 2019. Durante este periodo, copias del reporte "CAPER" estarán disponible en el Departamento de Servicios de Reurbanización y Oportunidad Económica, 1112 Manatee Avenue West, Piso 3, y también en las siguientes bibliotecas del Condado de Manatee: **Central Branch**, 1301 Barcarota Blvd. W., Bradenton; **South County Branch**, 6081 26 th Street W., Bradenton; **Braden River Branch**, 4915 53 rd Avenue E., Bradenton; **Palmetto Branch**, 923 6 th Street W., Palmetto and **Rocky Bluff Branch**, 6750 U. S. Hwy. 301, Ellenton, o en www.myanatee.org. Las personas interesadas pueden obtener su copia si desean por un costo moderado. Para más información consulte nuestra página del internet www.myanatee.org.

Comentarios por escrito del "CAPER" se pueden hacer hasta el 10 de diciembre del 2019 a:

Denise Thomas

Community Development Project Manager

Manatee County Redevelopment and Economic Opportunity Department

1112 Manatee Avenue West, Bradenton, FL 34205

O

denise.thomas@mymanatee.org

La Junta de Comisionados del Condado de Manatee no discrimina debido a la incapacidad de cualquier individuo. Esta práctica de no discriminar envuelve todo aspecto de las funciones de la Junta, incluyendo el acceso a participar en programas, actividades, reuniones, y audiencias públicas. Cualquiera que requiera ajustes razonables para esta reunión, como se prescribe en la ley "Americans with Disabilities", debe ponerse en contacto con Kaycee Ellis al: (941) 742-5800; TDD ONLY (941) 742-5802 espere 60 segundos; FAX (941) 745-3790.

De acuerdo con la Sección 286.0105, de los Estatutos de la Florida, si una persona decide apelar la decisión tomada por la Junta de Comisionados relacionada con cualquier asunto que tenga que ver con este anuncio o reunión, necesitara un registro del procedimiento, y para ese propósito puede ser necesario asegurarse de que un registro literalmente del procedimiento fue hecho, lo cual incluirá, el testimonio y la pruebas para la apelación.

Fecha de Publicación 11/15/19

en coach
gral, ex
sus habil
como c
para hac
este apre
je un est
vida, ayu

P
Se
Ac
Igual
novie

TAMPA
semanas
Acción de
giving Da
lo general
cuarto ju
este año se
millones d
estarán dad
todas las b
durante y a
Después de
recogimien
decimient
'Viernes Ne
fecha en qu
productos b
taje. Cada
ciento de l
planean ir d
nes Negro
Cabe desta



Noviem
'Feria

TAMPA
ción de la
familiar,
rial Hwy.
llamar a I
boletos ex

7DÍAS rec

AFFIDAVIT OF PUBLICATION

Account #	Ad Number	Identification	PO	Amount	Cols	Depth
663162	0004463825		Draft Manatee County 2018-19	\$782.40	3	10.00 In

Attention: Bill O'Shea

MANATEE COUNTY GOVERNMENT/REDEVELOPMENT AND
ECONOMIC OPPORTUNITY DEPARTMENT
1112 MANATEE AVE W SUITE 300
BRADENTON, FL 34205

THE STATE OF TEXAS

COUNTY OF DALLAS

Before the undersigned authority personally appeared VICTORIA RODELA, who, on oath, says that she is a Legal Advertising Representative of The Bradenton Herald, a daily newspaper published at Bradenton in Manatee County, Florida; that the attached copy of the advertisement, being a Legal Advertisement in the matter of **Public Notice**, was published in said newspaper in the issue(s) of:

1 Insertion(s)

Published On:

November 23, 2019

THE STATE OF FLORIDA

COUNTY OF MANATEE

Affidavit further says that the said publication is a newspaper published at Bradenton, in said Manatee County, Florida, and that the said newspaper has heretofore been continuously published in said Manatee County, Florida, each day and has been entered as second-class mail matter at the post office in Bradenton, in said Manatee County, Florida, for a period of one year next preceding the first publication of the attached copy of advertisement; and affiant further says that she has neither paid nor promised any person, firm or corporation any discount, rebate, commission or refund for the purpose of securing this advertisement for publication in the said newspaper.

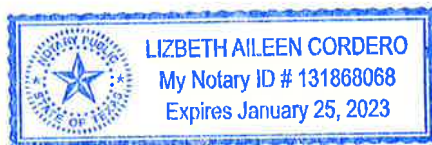
V Rodela

(Signature of Affiant)

Sown to and subscribed before me this
26th day of November in the year of 2019

[Signature]

SEAL & Notary Public



Extra charge for lost or duplicate affidavits.
Legal document please do not destroy!

**NOTICE OF
Draft Manatee County 2018-19
Consolidated Annual Performance
And Evaluation Report (CAPER) and
NOTICE OF Public Hearing**

Under Title I of the Housing and Community Development Act of 1974, as amended and the Cranston-Gonzalez National Affordable Housing Act of 1990, Manatee County is required to submit an annual performance report to the U.S. Department of Housing and Urban Development on how Community Development Block Grant (CDBG), HOME Investment Partnership Program (HOME), and Emergency Solutions Grant (ESG) funds were expended, and the status of activities undertaken during the program year.

Manatee County has prepared the draft Consolidated Annual Performance and Evaluation Report (CAPER) describing the activities that took place during the 2018-19 Program Year (October – September) which were used to address the needs of low-income persons. The CAPER gives an assessment of Manatee County's Five-Year Goals and Objectives which include actions taken to affirmatively further fair housing, needs of homeless persons or persons with special needs and affordable housing.

On December 10, 2019, a public hearing will be held before the Board of County Commissioners to receive citizen comments. This notice is being published to make citizens aware that a formal fifteen (15) calendar day comment period on the draft CAPER will commence on November 25, 2019 and conclude on December 10, 2019. During this period, copies of the CAPER may be reviewed at the Manatee County Redevelopment and Economic Opportunity Department, 1112 Manatee Avenue West, 3rd Floor, Bradenton and also the following Manatee County Library locations: **Central Branch**, 1301 Barcarrota Blvd. W., Bradenton; **South County Branch**, 6081 26th Street W., Bradenton; **Braden River Branch**, 4915 53rd Avenue E., Bradenton; **Palmetto Branch**, 923 6th Street W., Palmetto and **Rocky Bluff Branch**, 6750 U. S. Hwy. 301, Ellenton, or at www.mymantee.org. Upon payment of a reasonable charge, a copy of the draft CAPER can be obtained by interested persons. For additional information, please visit www.mymanatee.org.

Written comments on Manatee County's CAPER may be submitted until December 10, 2019 to:

**Denise Thomas
Community Development Division Manager
Manatee County Redevelopment and
Economic Opportunity Department
1112 Manatee Avenue West
Bradenton, FL 34205
or
denise.thomas@mymanatee.org**

The Board of County Commissioners of Manatee County does not discriminate upon the basis of any individual's disability status. This non-discrimination policy involves every aspect of the Board's functions, including one's access to and participation in programs, activities, meetings and public hearings. Anyone requiring reasonable accommodation for this meeting as provided for in the Americans with Disabilities Act should contact Kaycee Ellis at (941) 742-5800; TDD ONLY (941) 742-5802 and wait 60 seconds; FAX (941) 745-3790.

According to Section 286.0105, Florida Statutes, if a person decides to appeal any decision made by the Board of County Commissioners with respect to any matter considered at the above-referenced meeting or hearing, he or she will need a record of the proceedings, and, for such purposes, it may be necessary to ensure that a verbatim record of the proceedings is made, which record includes the testimony and evidence upon which the appeal is to be based.

Publish date 11/23/19

0004463925-01

REVISED - December 10, 2019 - Regular Meeting
Agenda Item #79

Subject

Draft 2018-2019 Consolidated Annual Performance and Evaluation Report (CAPER)

Briefings

None

Contact and/or Presenter Information

Geri Lopez, Director, Redevelopment and Economic Opportunity Department/Ext. 3937

Denise Thomas, Community Development Division Manager, Redevelopment and Economic Opportunity Department, Ext. 3474

Action Requested

Public Hearing to receive citizen comments on the Community Development Block Grant (CDBG), HOME Investment Partnership Program (HOME), and Emergency Solutions Grant (ESG) draft 2018/19 Consolidated Annual Performance and Evaluation Report (CAPER), and authorization for staff to finalize the report and submit it to the US Department of Housing and Urban Development (HUD).

Enabling/Regulating Authority

24 CFR 91.520

Background Discussion

Manatee County is an entitlement community for the CDBG, HOME, and ESG programs from the US Department of Housing and Urban Development (HUD). In order to receive funding, the County must have a HUD approved 5-Year Consolidated Plan and an Annual Action Plan for each of the 5 years.

On July 25, 2017, the 2017/21 Consolidated Plan and the 2017/18 Annual Action Plan were approved by the Board of County Commissioners.

On July 25, 2018, the 2018/19 Annual Action Plan was approved by the Board of County Commissioners.

HUD allocated \$1,891,041 CDBG, \$684,100 HOME, and \$148,976 ESG funding for the 2018/19 program year. Additionally, \$100,000 of prior year CDBG funding was used to fund activities in the 2018/19 Action Plan. State Housing Initiative Partnership (SHIP) funding was used to leverage CDBG & HOME funding on housing rehabilitation/replacement and to fund the downpayment assistance program.

HUD requires jurisdictions receiving federal grants to complete and submit a performance report no later than 90 days from the end of the program year.

The performance report, called the Consolidated Annual Performance and Evaluation Report (CAPER), details Manatee County's progress in addressing the goals and objectives identified in its approved 5-year Consolidated Plan. This report provides HUD with information in meeting its requirements to assess each grantee's ability to carry out programs in compliance with all applicable rules and regulations. It also provides

information necessary for HUD's Annual Report to Congress.

This is the second reporting year for the 2017/21 Consolidated Plan. The CAPER details the expenditures and accomplishments of all CDBG, HOME, and ESG activities during the program year.

This is also Manatee County's second electronic CAPER. The report format is similar to that of last year. With HUD approval of the 2017/21 Consolidated Plan, comes electronic submittals of all reports/plans. Many of the tables in the CAPER are auto populated. Attachments and the narrative within the report describe actual accomplishments during the program year that include prior year funding.

Some multi-year projects with prior funding that have been completed during the program year include:

Public Facility Improvements:

2017/18 CDBG - Manatee County Orange Ridge Edge Mill Resurfacing Project.

2017/18 CDBG - Manatee County Overstreet Park/Tangerine Terrace Edge Mill Resurfacing Project.

Public Services:

2017/18 CDBG - Gulfcoast Legal Services, Inc. This activity provided legal services to low income residents on housing issues.

2018/19 CDBG - Community Coalition on Homelessness/Turning Points - Project Smile. This activity provided dentures, orthotics, and supplies for making such devices to the homeless.

2018/19 CDBG - AM/FM Enterprises, Inc./Allean's Loving Care - This activity provided home companion, homemaker services to the elderly.

2018/19 CDBG - Meals on Wheels PLUS of Manatee, Inc.-Unfunded Senior Meals. This activity provided hot meals to the elderly Monday through Friday and frozen meals on weekends/holidays.

Housing Rehabilitation/Replacement:

2017/18 CDBG & HOME - During the program year, 2 single family replacements and 1 rehabilitation project were completed with CDBG and HOME funding.

Downpayment Assistance:

2018/19 HOME - During the program year, 4 income eligible households were assisted in obtaining new or existing homes.

HUD requires a formal 15-day comment period and public hearing on the CAPER. The draft CAPER was completed and made available to the public for review and comment beginning on November 25, 2019, and concluding on December 10, 2019.

Notice of the Public Hearing and the CAPER's availability was published in the Bradenton Herald and 7Dias.

The CAPER was also made available for review on the County's website, in the lobby of the Redevelopment and Economic Opportunity Department, and at five library locations: Central, South County, Braden River, Rocky Bluff, and Palmetto, through December 10, 2019.

Today's public hearing is to receive citizen comments on the draft 2018/19 CAPER and to authorize staff to

Manatee County Government Administrative Center
Honorable Patricia M. Glass Commission Chambers
9:00 a.m. - December 10, 2019

finalize the report and submit it to HUD. All citizen comments received will be incorporated into the CAPER.

The CAPER must be received by HUD no later than December 30, 2019.

County Attorney Review

Not Reviewed (No apparent legal issues)

Explanation of Other

Reviewing Attorney

N/A

Instructions to Board Records

None

Cost and Funds Source Account Number and Name

N/A

Amount and Frequency of Recurring Costs

N/A

Attachment: [DRAFT 2018-19 CAPER.pdf](#)

Attachment: [Bradenton Herald Proof of Publication.pdf](#)

Attachment: [7Dias Proof of Publication.pdf](#)

Attachment: [18-19 CAPER.pdf](#)



www.mymanatee.org

Manatee County Government Administrative Center
Honorable Patricia M. Glass Commission Chambers
9:00 a.m. - December 10, 2019

REVISED - December 10, 2019 - Regular Meeting

BOARD OF COUNTY COMMISSIONERS
PORT AUTHORITY

AGENDA
and
NOTICE OF PUBLIC MEETING

MEETING CALLED TO ORDER (Stephen Jonsson, Chairman)

INVOCATION (The commission does not endorse the religious beliefs of any speaker.)

1. [Invocation led by Rev. Sam Rainer, West Bradenton Baptist Church](#)

PLEDGE OF ALLEGIANCE

ANNOUNCEMENTS

Items Scheduled for Time Certain

2. [10:15 A.M. - ITEM #85 - Infrastructure Sales Tax Oversight Committee Annual Report for FY19](#)
3. [10:30 A.M. - ITEM #81 - Health Care Advisory Board: End of Year Summary Report](#)
89. [11:45 A.M. - ITEM #80 - Resolution supporting ratification of the Equal Rights Amendment to the U.S. Constitution](#)

Changes to Agenda

90. [Updates to Agenda](#)

Attachment: [20191210 Update Memo.pdf](#)

REQUESTS BY COMMISSIONERS (Items to be pulled from Consent Agenda)

A. AWARDS/PRESENTATIONS/PROCLAMATIONS

Awards and Proclamations (Motion required to adopt proclamations)

4. [2019 Employee of the Year and Proclamation Designating "Theresa Wunderlich Day"](#)

Attachment: [Theresa Wunderlich Day Proclamation.pdf](#)

Attachment: [Wunderlich EOM.pdf](#)

5. [Retirement Award - Billy Allen](#)

6. [2019 Master Gardener Volunteer Training Class Recognition](#)

CITIZEN COMMENTS (Consideration for Future Agenda Items - 30-Minute Time Limit)

Each person will be limited to three (3) minutes. If the thirty (30) minute time period has been exhausted, the Board will entertain any remaining comments near the end of the meeting with the same three (3) minute per person time limitation.

7. [Citizen Comments](#)

CITIZEN COMMENTS (Consent Agenda Items Only)

Each person wishing to speak to Consent Agenda items will be limited to three (3) minutes per item; provided, however, that each person will be limited to speaking for a total of ten (10) minutes regardless of the number of items being discussed.

8. [Citizen Comments](#)

B. CONSENT AGENDA

Clerk of Circuit Court

9. [Clerk's Consent Agenda](#)

Attachment: [20191210 Clerk's Consent Agenda.pdf](#)

Attachment: [Warrant Listing Nov 2019.pdf](#)

Attachment: [Minutes - 10-22-19.pdf](#)

Attachment: [Minutes - 11-19-19.pdf](#)

Attachment: [Refund - Maronda Homes.pdf](#)

Attachment: [Refund - Maronda Homes 2.pdf](#)

Attachment: [Refund - Maronda Homes 3.pdf](#)

Attachment: [Contract - Interface Services.pdf](#)

Attachment: [Contract - Kompan.pdf](#)

Attachment: [Contract - Florida Paint.pdf](#)

Attachment: [Reports - Southern Manatee.pdf](#)

Attachment: [Reports - SWFWMD .pdf](#)

Attachment: [Bond - Mallory Park Ph2C & 2D.pdf](#)

Attachment: [Bond - Southern Oaks Ph 1.pdf](#)

Attachment: [Bond - Trevesta Ph 2B-1.pdf](#)
Attachment: [Parrish Plantation Memo \(2\).pdf](#)
Attachment: [Sheriff Bond.pdf](#)
Attachment: [Certificate of Liability Insurance - Waste Management.pdf](#)
Attachment: [Certificate of Liability Insurance - Waste Pro.pdf](#)

Administrator

10. [Letter of Support for the Florida Job Growth Grant Application by the State College of Florida, Manatee-Sarasota for Phase 1 of their Parrish Campus](#)

Attachment: [Letter of Support for SCF Grant Application.pdf](#)
Attachment: [DEO Grant Application COMBINED 12-3-19.pdf](#)

11. [Letter of Support to Blue Green Algae Task Force for City of Palmetto for Grant Application for the Development of an Oyster Habitat in Palmetto Bay](#)

Attachment: [19-05-12 Ltr of Support for the City of Palmetto re Blue Green Algae Task Force.pdf](#)

Attorney

12. [Patricia Hannah, et seq. v Armor Correctional Health Services, Inc., et al., U.S. Middle District Case No. 19-cv-0596; plaintiff's settlement proposal](#) * DeCarlo

Attachment: [Plaintiff's Notice of Serving PFS - Manatee County.pdf](#)
Attachment: [Hannah v Armor et al - PFS re Def County - Nov 15 2019.pdf](#)

13. [Shirley Mack v. Team Success, a School of Excellence, Inc., et al. Case No. 2018-CA-5003; rejection of settlement proposal](#) * DeCarlo

Attachment: [Offer of Judgment.Manatee County.pdf](#)

Building and Development Services

14. [Final Plat - Bella Lago Phase I](#)

Attachment: [Bella App.pdf](#)
Attachment: [Bella Legal.pdf](#)
Attachment: [Legal - Maintenance Agreement.pdf](#)
Attachment: [Agreements and Bonds Bella Lago I.pdf](#)

15. [Final Plat - North River Ranch, Phase IA-I](#)

Attachment: [NRR App_correct.pdf](#)
Attachment: [NRR Dec All.pdf](#)
Attachment: [NRR Construction and Maintenance Agreement.pdf](#)
Attachment: [NRR Agreements and Bonds.pdf](#)

16. [Final Plat - Trevesta IIIA](#)

Attachment: [Trevesta IIIA Application All.pdf](#)
Attachment: [Trevesta IIIA Legal all.pdf](#)
Attachment: [TrevestaIIIA agreements and bonds.pdf](#)

17. [Final Plat - Trevesta IIIA - Tract F-1](#)

Attachment: [Trevesta IIIA Tract F-1 App all.pdf](#)
Attachment: [Trev F-1 Legal.pdf](#)

18. [Final Plat - Willow Walk, Phases IIF & IIG](#)

Attachment: [willow walk fg app.pdf](#)
Attachment: [willow walk fg legal - joinder.pdf](#)
Attachment: [Willow Walk IIF & IIG Agreements and Bonds.pdf](#)

19. [Interlocal Agreement with Manatee County Sheriff's Office regarding Red Light Enforcement](#) * Zamboni

Attachment: [Response Memo to CAO Matter No. 2019-0497.pdf](#)
Attachment: [Amended and Restated Interlocal Agreement re Red Light Camera Program.pdf](#)
Attachment: [Exhibit A to ILA 2019 - Agreement for Automated Red Light Enforcement System and Services.pdf](#)

20. [Reduction of Code Enforcement Fines for David & Barbara Marlow, Case CE2010110183](#)

Attachment: [BOCC Attachments-CE2010110183.pdf](#)

21. [Reduction of Code Enforcement Fines for Dana B. Miller, Case CE2006070008](#)

Attachment: [BOCC Attachments-CE2006070008.pdf](#)

Financial Management

22. [FY20 Budget Amendment Resolutions](#)

Attachment: [B-20-023 IST Budget Resolution .pdf](#)
Attachment: [B-20-020 Budget Resolutions.pdf](#)

23. [Agreement No. 19-R071028JP for Audio-Visual Systems](#)

Attachment: [19-R071028JP Agreement AV Systems.pdf](#)

24. [Amendment No. 1 to Agreement No. 18-R067997GD for Information Technology \(IT\) Resources Services](#)

Attachment: [Amendment No. 1 to Agreement No. 18-R067997GD for Information Technology \(IT\) Resources Services.pdf](#)

25. [Amendment No. 1 to Agreement No. 18-R068916AJ for Catering Services for the Powel Crosley Estate](#)

Attachment: [Amendment No. 1 Milan Rev.JE.pdf](#)
Attachment: [Amendment No. 1 Pier 22 Rev.JE.pdf](#)
Attachment: [Amendment No. 1 Puff Rev.JE.pdf](#)
Attachment: [Amendment No. 1 Mattisons Rev. JE.pdf](#)

26. [Amendment No. 10 to Agreement No. 10-2415FL for Operation of the Wood Yard Waste Processing / Recycling Facility with Consolidated Resource Recovery](#)

Attachment: [Amendment No. 10 ADA Final.pdf](#)

27. [Assignment, Assumption and Novation Agreement to Agreement No. 19-R070266BLS for Water and Wastewater Treatment Chemicals](#)

Attachment: [Fully Executed Agreement, Mosaic.pdf](#)
Attachment: [Assignment Assumption Mosaic Univar Final ADA.pdf](#)

28. [Change Order No. 1 to Agreement No. 18-TA002593SR for Force Main 12A Replacement](#)

Attachment: [CO No. 1 to Agreement 18-TA002953SR.pdf](#)
Attachment: [18-TA002953SR Bond Rider.pdf](#)
Attachment: [Force Main 12A - Fig A.pdf](#)
Attachment: [Overview Project Map - Fig C.pdf](#)

29. [Change Order No. 1 to Agreement No. 18-TA002741OV for Country Club Heights Waterline Replacement](#)

Attachment: [Change Order No. 1 - Country Club Heights Waterline Replacement.pdf](#)
Attachment: [Project Map – Country Club Heights Waterline Replacement.pdf](#)

30. [Invitation for Bid Construction \(IFBC\) No. 19-TA003138SAM for Ciprianis Subdivision Water Main Replacement](#)

Attachment: [19-TA003138SAM Agreement Construction.pdf](#)
Attachment: [19-TA003138SAM Project Map.pdf](#)
Attachment: [BA No. B-20-028.pdf](#)
Attachment: [19-TA003138SAM Bid Tabulation .pdf](#)
Attachment: [19-TA003138SAM Bond Document.pdf](#)

31. [Invitation for Bid No. 19-R071409CD for Rental of Mobile Dewatering Plant](#)

Attachment: [19-R071409CD- Vapor Industries Agreement.pdf](#)

Attachment: [19-R071409CD- Synagro South Agreement.pdf](#)

Attachment: [19-R071409CD- Biosolids Distribution Services Agreement.pdf](#)

32. [Purchase of Three 35' Gillig Buses and Two 35' Gillig Trolley Buses](#)

Attachment: [R073261 - Gillig - Pricing.pdf](#)

Attachment: [R073261 FDOT FY20 Transit Corridor Grant.pdf](#)

Attachment: [P-18-005 SOF Heavy Duty Buses Contract - Gillig - Fully Executed.pdf](#)

33. [Request for Qualifications \(RFQ\) No. 19-TA003044CD for Design Build Services for East County Library](#)

Attachment: [19-TA003044CD- East County Library Design Build Agreement.pdf](#)

Attachment: [LOCATION MAP EAST COUNTY NEW LIBRARY.pdf](#)

Human Resources

88. [Additional Funding for Stop-Loss Insurance for Self-Funded Plan Policy Number 239639 with Sun Life Assurance Company of Canada, Wellesley, MA](#)

Attachment: [Sun Life Assurance Company of Canada-Stop Loss Policy 2019.pdf](#)

Neighborhood Services

34. [Amendment No. 001 to the FY 19/20 Alzheimer's Disease Initiative \(ADI\) Grant Agreement](#)

Attachment: [B-20-025dtd12.10.19 ADI grant.pdf](#)

Attachment: [ADI Amend 1 1920.pdf](#)

35. [Amendment No. 001 to the FY 19/20 Community Care for the Elderly \(CCE\) Grant Program](#)

Attachment: [B-20-026dtd12.10.19 CCE grant.pdf](#)

Attachment: [CCE Amend 1 1920.pdf](#)

36. [Amendment No. 001 to the FY 19/20 Emergency Home Energy for the Elderly Assistance Program](#)

Attachment: [B-20-027dtd12.10.19 EHEAP grant.pdf](#)

Attachment: [EHEAP Amend 1 1920.pdf](#)

37. [Amendment No. 001 to the FY 19/20 Home Care for the Elderly Grant Agreement](#)

Attachment: [HCE Amend 1 1920.pdf](#)

38. [FY 2019-20 Neighborhood Enhancement Grant - Palm Aire Condo Association Inc./Fairway Bend](#) * Nicodemi

Attachment: [R18-156.pdf](#)

Attachment: [NEG Attorney Memo.pdf](#)

Parks and Natural Resources

39. [Florida Fish and Wildlife Conservation Commission Derelict Vessel Removal](#)

Attachment: [FL Fish & Wildlife Conservation Commission B6445D.pdf](#)

Attachment: [B-20-029 Florida Fish and Wildlife Conservation Commission funding.pdf](#)

40. [FY 2020 Coastal and Heartland National Estuary Partnership Funding Agreement](#)

Attachment: [CHNEP FY20 Funding Agreement.pdf](#)

Attachment: [CHNEP FY20 Work Plan Approved 9.20.19.pdf](#)

Property Management

41. [Certification of Lands on Manatee County Owned Lands to authorize the U.S. Army Corps of Engineers \(USACOE\) access to the property for the Manatee County Shore Protection Project](#) * Clague

Attachment: [Uplands Certification.pdf](#)

Attachment: [Submerged Lands Certification.pdf](#)

Attachment: [CAO Response to RLS-2019-0600.pdf](#)

Attachment: [Location Map.pdf](#)

42. [Execution of Contract for Sale and Purchase from James C. Dodson for property located at 8001 122nd Avenue East, Parrish, Florida 34219](#)

Attachment: [Contract for Sale and Purchase.pdf](#)

Attachment: [Location Map.pdf](#)

43. [Execution of Contract for Sale and Purchase from Daniel D. Fruchey and Deborah H. Fruchey for property located at 5706 Lorraine Road, Bradenton, Florida 34211; PID 582305009](#)

Attachment: [Contract for Sale and Purchase Daniel D. Fruchey and Deborah H. Fruchey.pdf](#)

Attachment: [Location Map.pdf](#)

44. [Execution of Contract for Sale and Purchase for right-of-way from KB Home Tampa, LLC, for Tract 200, Tract 201, Tract 202, and Tract 203 in the Avaunce Subdivision Plat located at Lorraine Road and State Road 70, Bradenton, Florida](#)

Attachment: [Contract fo Sale and Purchase KB Home Tampa LLC.pdf](#)

Attachment: [Location Map.pdf](#)

45. [Execution of Contract for Sale and Purchase from NDC Development Company, Inc., for Surplus Real Property located at 920 Manatee Avenue West, Bradenton, Florida 34205, PID 3293800003](#) * Clague

Attachment: [Contract for Sale and Purchase - NDC Development .pdf](#)

Attachment: [County Deed - 920 Manatee Avenue West .pdf](#)

Attachment: [RLS Response -2019-0330 - Conveyance of First Union Building.pdf](#)

Attachment: [Affidavit of Publication - 920 Manatee Ave. West.pdf](#)

Attachment: [Bid Log - First Union 5.21.19.pdf](#)

Attachment: [Location Map - 920 Manatee Avenue W.pdf](#)

46. [Permanent Sidewalk Easements, Utility Easements, and Flowage Easement Between Gateway Commons of Manatee, LLC; Gateway Commons East, LLC; and Manatee County for Property Located within the Imperial Lakes Commercial Development, Palmetto, FL 34221](#)

Attachment: [Imperial Lakes Commercial - Permanent Sidewalk Easement \(with Consent and Joinder\) - Parcel 1.pdf](#)

Attachment: [Imperial Lakes Commercial - Affidavit - Parcel 1.pdf](#)

Attachment: [Imperial Lakes Commercial - Permanent Sidewalk Easement \(with Consent and Joinder\) - Parcel 2.pdf](#)

Attachment: [Imperial Lakes Commercial - Affidavit - Parcel 2.pdf](#)

Attachment: [Imperial Lakes Commercial - Permanent Utility Easement \(with each Consent and Joinder\)- Parcel 3.pdf](#)

Attachment: [Imperial Lakes Commercial - Affidavit - Parcel 3.pdf](#)

Attachment: [Imperial Lakes Commercial - Permanent Utility Easement \(with Consent and Joinder\) - Parcel 4.pdf](#)

Attachment: [Imperial Lakes Commercial - Affidavit - Parcel 4.pdf](#)

Attachment: [Imperial Lakes Commercial - Permanent Utility Easement \(with Consent and Joinder\) - Parcel 5.pdf](#)

Attachment: [Imperial Lakes Commercial - Affidavit - Parcel 5.pdf](#)

Attachment: [Imperial Lakes Commercial - Permanent Utility Easement \(with Consent and Joinder\) - Parcel 6.pdf](#)

Attachment: [Imperial Lakes Commercial - Affidavit - Parcel 6.pdf](#)

Attachment: [Imperial Lakes Commercial - Flowage Easement \(with each Consent and Joinder\) - Parcel 7.pdf](#)

Attachment: [Imperial Lakes Commercial - Affidavit - Parcel 7.pdf](#)

Attachment: [Imperial Lakes Commercial Easements-Location Map.pdf](#)

47. [Permanent Utility and Sidewalk Easement between Alliance Parrish, LLC and Manatee County for property located at 8605 Erie Road, Parrish, Florida 34219](#)

Attachment: [Parrish Charter Affidavit of O&E.pdf](#)

Attachment: [Parrish Charter Permanent Utility Easement.pdf](#)

Attachment: [Parrish Charter Sidewalk Easement.pdf](#)

Attachment: [Parrish Charter PUE Location Map.pdf](#)

Attachment: [Parrish Charter Sidewalk Easement Location Map.pdf](#)

48. [Permanent Utility Easement between Chabad Lubavitch of Bradenton, Inc. and Manatee County for property located at 5712 Lorraine Road, Bradenton, Florida 34211](#)

Attachment: [Chabad Permanent Utility Easement.pdf](#)

Attachment: [Chabad Affidavit of O&E.pdf](#)

Attachment: [Chabad PUE Location Map.pdf](#)

49. [Second Amendment to Lease between Manatee County and the Department of Highway Safety and Motor Vehicles; PID 1708300007 and 1740000003](#) * D'Agostino

Attachment: [Second Amendment to Lease - FHP.pdf](#)

Attachment: [RLS Response to CAO Matter No. 2017-0487.pdf](#)

Attachment: [RLS Response to CAO Matter No. 2018-0501.pdf](#)

Attachment: [Location Map - FHP.pdf](#)

Attachment: [FHP Impound Lot Proposed Relocation Map.pdf](#)

50. [Temporary Access and Utility Easement and Conservation Easement between Parrish Holdings, LLC and Manatee County for property located at 12420 US 301 North, Parrish, Florida 34219](#)

Attachment: [North River Ranch - Temporary Access and Utility Easement.pdf](#)

Attachment: [North River Ranch - Conservation Easement.pdf](#)

Attachment: [North River Ranch - Temporary Access and Utility Easement Location Map.pdf](#)

Attachment: [North River Ranch - Conservation Easement Location Map.pdf](#)

51. [Warranty Deed from Copperlefe Property Owners Association, Inc., for property located in Bradenton, Florida 34212, PID 564744009](#)

Attachment: [Warranty Deed -Copperlefe.pdf](#)

Attachment: [Location Map - Copperlefe.pdf](#)

52. [Warranty Deed from Saint Mary Missionary Baptist Church of Parrish, Inc., for property located at 11755 and 11801 Erie Road, Parrish, Florida](#)

Attachment: [Warranty Deed Saint Mary Missionary Baptist Church of Parrish Inc.pdf](#)

Attachment: [Partial Satisfaction of Mortgage and Security from Bank of America.pdf](#)

Attachment: [Affidavit of Ownership and Encumbrances Saint Mary Missionary Baptist Church of Parrish Inc.pdf](#)

Attachment: [Location Map.pdf](#)

Public Safety

53. [Emergency Medical Services County Grant Funds](#)

Attachment: [Florida EMS Grant Announcement.pdf](#)
Attachment: [Resolution Apply Accept R-19-170.pdf](#)
Attachment: [County-Grant-App-2020.pdf](#)
Attachment: [B-20-030.pdf](#)

54. [Federal Emergency Management Agency \(FEMA\) Pre-Disaster Mitigation Grant Program – Cedar Hammock Fire Control District Station 2](#) * Zamboni

Attachment: [Resolution 19-167 \(Approval of 2018 PDM Subgrant Agreement\).pdf](#)
Attachment: [Exhibit A_PDMC2018-007 Fed Funded SubAward Grant Agreement.pdf](#)
Attachment: [Exhibit B Cedar Hammock ILA.pdf](#)
Attachment: [Response Memo to CAO Matter No. 2019-0566.pdf](#)

55. [Interlocal Agreement with Cedar Hammock Fire Control District regarding a Federally-Funded Subaward Grant Agreement](#) * Zamboni

Attachment: [Cedar Hammock ILA draft V2_executed copy.pdf](#)
Attachment: [Exhibit A_PDMC2018-007 Fed Funded SubAward Grant Agreement.pdf](#)
Attachment: [Response Memo to CAO Matter No. 2019-0566.pdf](#)

56. [Interlocal Agreements between Manatee County and the Cities of Bradenton Beach, Anna Maria, and the Town of Longboat Key for Law Enforcement Services](#) * Clague

Attachment: [ANNA MARIA.pdf](#)
Attachment: [LONGBOAT KEY.pdf](#)
Attachment: [BRADENTON BEACH.pdf](#)

Public Works

57. [Capital and Operating Assistance Grant Applications for Federal Transit Administration \(FTA\) Section 5310 Enhanced Mobility of Seniors and Individuals with Disabilities Program Funding](#)

Attachment: [Resolution R-19-169 5310 Application FFY20.pdf](#)
Attachment: [Section 5310 Application SFY2021_Capital and PM.pdf](#)
Attachment: [Section 5310 Application SFY2021_Operating.pdf](#)

58. [Construction and Maintenance Agreement for Right-of-Way Improvements for Copperlefe Drive/Upper Manatee River Road](#)

Attachment: [Construction and Maintenance Agreement.pdf](#)
Attachment: [Copperlefe Location Map.pdf](#)

59. [Florida Job Growth Grant Application for 51st Street West between El Conquistador Parkway and 53rd Avenue West](#)

Attachment: [51st St W Job Growth Grant App.pdf](#)

Attachment: [51st St W JGGF Attachments.pdf](#)

60. [Mill Creek Watershed Management Plan - Agreement with Southwest Florida Water Management District](#) * Schenk

Attachment: [Agreement Between SWFWMD and Manatee County for Mill Creek Watershed Management Plan - No 2015REV005-B.pdf](#)

Attachment: [CAO reviewed, approved, fully executed prior & expired Mill Creek Watershed Management Plan Agreements - 2015REV0005 & 2015REV0005-A .pdf](#)

Attachment: [CAO Comments - Mill Creek Watershed Management Plan- SWFWMD Agreement; \(Matter No. 2019-0546\) Schenk 11-15-19.pdf](#)

Attachment: [Mill Creek Watershed Location Map.pdf](#)

61. [Mining - Four Corners Mine, Northeast Tract & Jameson Tract - Reclamation Adjustment](#)

Attachment: [Four Corners Mine-Northeast & Jameson Tract Reclamation Bond Rider Adjustment.pdf](#)

62. [Reimbursement and Impact Fee Credit Agreement for Transportation Improvements with Publix Supermarkets, Inc. - Lorraine Road at SR 70 / Publix at SR 70](#) * Clague

Attachment: [Publix at 70-Lorraine Reimbursement Agreement. - Final 11202019.pdf](#)

Attachment: [Exhibit A - Site Plan 11202019.pdf](#)

Attachment: [Exhibit B - Road Improvements 11202019.pdf](#)

Attachment: [Exhibit C - Cost Estimate 11-19-19 \(002\).pdf](#)

Attachment: [Exhibit D - ROW Dedication. 11202019.pdf](#)

Attachment: [CAO Review Comments RE Publix at SR 7- Lorraine Rd Reimbursement Credit Agreement- 11202019.pdf](#)

Attachment: [Locator Map - Publix - Lorraine Rd at SR 70.pdf](#)

Attachment: [B-20-024 12.10.19 SR70 @ Lorraine Road.pdf](#)

63. [Sidewalk Agreement with Taylor Morrison of Florida, Inc., for "Azario" f/k/a Lakewood Ranch 1000](#) * Schenk

Attachment: [Sidewalk Agreement - Azario fka Lakewood Ranch 1000 - Final.pdf](#)

Attachment: [Exhibit A - Property.pdf](#)

Attachment: [Exhibit B - Sidewalk Location.pdf](#)

Attachment: [Exhibit C - Sidewalk EOPC.pdf](#)

Attachment: [CAO - Review comments - Lakewood Ranch 1000 Sidewalk Agreement; RLS-2019-0544 - Clague e-mail 11-13-19.pdf](#)

Attachment: [Site Locator MAP- Azario f.k.a Lakewood Ranch 1000.pdf](#)

64. [Surplus Vehicles](#)

Attachment: [FLEET ASSET DISPOSALS FOR 12.10.19 AGENDA.pdf](#)

65. [The Ted Nowosad Christmas Tour of Lights](#)

Attachment: [Tour of Lights 2019.pdf](#)

Attachment: [SCF Room Agreement.pdf](#)

66. [Transportation Disadvantaged \(TD\) Innovation and Service Development Grant Agreement](#)

Attachment: [CTD Standard Assurances Form.pdf](#)

Attachment: [Manatee Innovation Grant112019.pdf](#)

Attachment: [TD Resolution R-19-171.pdf](#)

Redevelopment and Economic Opportunity

67. [HOME Investment Partnership Program \(HOME\) Grant Closeout Certifications for Program Years 2002-2010 and Federal Financial Report from 1/1/1992 - 12/31/2010](#)

Attachment: [Letter from HUD.pdf](#)

Attachment: [HOME Grant Closeout Certification.pdf](#)

Attachment: [HOME Federal Financial Report \(SFR 425.pdf](#)

68. [Inclusive Manatee Agreement for Nonprofit Agency Services with CareerSource Suncoast for Recruitment, Job Readiness, Internship, and Job Placement Services](#)

Attachment: [Agreement with CareerSource Suncoast.pdf](#)

Utilities

69. [Bad Debt Write-offs](#)

Attachment: [ESTIMATE WRITE OFFS 1ST Q FY20.pdf](#)

Attachment: [Tort Claim WO.pdf](#)

70. [Braden River Utilities/Schroeder-Manatee Ranch Reclaimed Water Agreement Amendment](#) * Zamboni

Attachment: [Braden River SMR Reclaimed Agmt Amendment.pdf](#)

Attachment: [CAO Response to Matter No. 2019-0519.pdf](#)

Attachment: [SMR BRU Meter location map.pdf](#)

Attachment: [SMR BRU Meter.pdf](#)

71. [McClure Agreement to Terminate Reclaimed Water Agreement and Easement](#) * D'Agostino

Attachment: [Agreement to Terminate Delivery and Use of Reclaimed Irrigation Water \(signed\).pdf](#)

Attachment: [Agreement to Terminate Easement Agreement \(signed\).pdf](#)

Attachment: [McClure_meter.pdf](#)

72. [Service Fee Waivers](#)

Attachment: [Utility Customer List.pdf](#)

73. [Waiver of Landfill Tipping Fees - 2020 Manatee County Fair](#)

Attachment: [2020 Manatee County Fair Waiver Request Letter.pdf](#)

APPROVAL OF CONSENT AGENDA

74. [Motion to Approve Consent Agenda](#)

C. ADVISORY BOARD APPOINTMENTS

PORT AUTHORITY (Vanessa Baugh, Chairman)

D. ADVERTISED PUBLIC HEARINGS (Presentations Upon Request)

Administrator

75. [PA-19-04/Ordinance 19-45 Capital Improvements Element - Annual Update 2020-2024 - Legislative](#) * Clague

Attachment: [Staff Report.ver2.pdf](#)

Attachment: [Ordinance 19-45 CIE.pdf](#)

Attachment: [Bradenton Herald Notice.pdf](#)

Attachment: [Sarasota Herald Notice.pdf](#)

Attachment: [Affidavit of Publishing - Bradenton Herald - Capital Improvements Element.pdf](#)

Attachment: [Affidavit of Publishing - Sarasota Herald - Capital Improvements Element.pdf](#)

Attorney

76. [Proposed Ordinance No. 19-48, Massage Therapists and Massage Establishments in Manatee County](#) * DeCarlo

Attachment: [Affidavit of Publication .pdf](#)

Attachment: [Massage Ordinance-12-10-19 Agenda.pdf](#)

Neighborhood Services

77. [Ordinance 19-46 - Infectious Disease Elimination Program](#) * Zamboni

Attachment: [Response Memo to CAO Matter No. 2019-0449.initialled.pdf](#)

Attachment: [SB366 IDEA Bill Expansion June 2019.pdf](#)

Attachment: [Proposed Ordinance 19-46 \(updated\).pdf](#)

Attachment: [Syringe Needle Exchange LOA.pdf](#)
Attachment: [SEP Fact Sheet.pdf](#)
Attachment: [IDEA Letter of Support - Manatee County Health Care Alliance.pdf](#)
Attachment: [Ordinance 19-46 - Notice of Public Hearing.pdf](#)

Public Works

78. [Uniform Method for Collecting Non-Ad Valorem Assessments](#)

Attachment: [R-19-145.pdf](#)
Attachment: [Resolution R-19-145 - Notice of Public Hearing.pdf](#)

E. ADVERTISED PUBLIC HEARINGS (Presentation Scheduled)

Redevelopment and Economic Opportunity

79. [Draft 2018-2019 Consolidated Annual Performance and Evaluation Report \(CAPER\)](#)

Attachment: [DRAFT 2018-19 CAPER.pdf](#)
Attachment: [Bradenton Herald Proof of Publication.pdf](#)
Attachment: [7Dias Proof of Publication.pdf](#)
Attachment: [18-19 CAPER.pdf](#)

F. REGULAR

Attorney (11:45 A.M. TIME CERTAIN)

80. [Resolution supporting ratification of the Equal Rights Amendment to the U.S. Constitution](#) * Palmer

Attachment: [Equal Rights Amend R-19-168.pdf](#)

Neighborhood Services (10:30 A.M. TIME CERTAIN)

81. [Health Care Advisory Board: End of Year Summary Report](#)

Attachment: [R17-035 signed.pdf](#)
Attachment: [Final BOCC Recommendations Review 20192020.pdf](#)
Attachment: [2019 HCAB End of Year Summary.pdf](#)

Property Management

82. [Consider scheduling a public hearing to vacate certain streets, roads, and easements known as Kay Road, a 20-Foot-Wide Landscape/Sidewalk Easement, a portion of Tract 216, Tract 517, Tract 517-A, and Tract 518 at Upper Manatee River Rd, Bradenton, Florida](#) * Clague

Attachment: [Resolution R-19-158.pdf](#)

Attachment: [Property Management Department Report and Recommendation.pdf](#)
Attachment: [BADs Director Sufficiency Memorandum V-18-505.pdf](#)
Attachment: [Jurisdictional Reviews and Supplement V-18-505.pdf](#)
Attachment: [Response Email to CAO Matter No. 2019-0541 .pdf](#)
Attachment: [Location Map.pdf](#)

G. REPORTS

Administrator

83. [Letter from City of Palmetto \(Lincoln Park Pool\)](#) * Clague

Attachment: [Lincoln Park Pool Revised Option 1 Concept Plan and Alternatives A-E.pdf](#)
Attachment: [Lincoln Pool Letter 12.03.19.pdf](#)

84. [Letter from Town of Longboat Key](#)

Attachment: [Town of Longboat Key.pdf](#)

Financial Management (10:15 A.M. TIME CERTAIN)

85. [Infrastructure Sales Tax Oversight Committee Annual Report for FY19](#)

Attachment: [IST Annual Report 9.30.19.pdf](#)
Attachment: [Citizens Oversight Committee Presentation 12.10.19 FINAL.pdf](#)

Public Safety

86. [Local Mitigation Strategy Plan Five-Year Update](#)

Attachment: [MC LMS 2019 Update 2nd DRAFT 11192019.pdf](#)
Attachment: [Dec 10 2019 Report.pdf](#)

COMMISSIONER AGENDA

Election of Officers

87. [Election of Officers for 2020](#)

CITIZEN COMMENTS (Continuation of Consideration for Future Agenda Items, if Needed)

COMMISSIONER COMMENTS

ADJOURN

The Board of County Commissioners of Manatee County, Florida, does not discriminate upon the basis of any individual's disability status. This non-discrimination policy involves every aspect of the Board's functions including one's access to, participation in, employment with, or treatment in its programs or activities. Anyone requiring reasonable accommodation for this meeting as provided

Manatee County Government Administrative Center
Honorable Patricia M. Glass Commission Chambers
9:00 a.m. - December 10, 2019

for in the Americans with Disabilities Act (ADA), should contact Nick Azzara at 745-3771; FAX 745-3790.

The Board of County Commissioners of Manatee County and the Manatee County Port Authority may elect not to convene, if no business is scheduled; however, each reserves the right to take action on any matter during its meeting, including items not set forth within this agenda. The Chair of each governing body at his/her option may take business out of order if he/she determines that such a change in the schedule will expedite the business of the governing body.

All public comment on quasi-judicial agenda items is required to be under oath and must occur at a duly noticed public hearing. The Citizens' Comments portion of the agenda is not an advertised public hearing, and no comments on quasi-judicial agenda items are authorized during the Citizens' Comments portion of the agenda.

PUBLIC NOTICE: According to Florida Statutes, Section 286.0105, any person desiring to appeal any decision made by the Board of County Commissioners (or the other entities that are meeting) with respect to any matter considered at said public hearing/meeting will need a record of the proceedings, and for such purposes may need to ensure that a verbatim record of the proceedings is made, which includes the testimony and evidence upon which the appeal is to be based.

PUBLIC COMMENT

There were no public comments received during the 15-day public review period (11/25/19 – 12/10/19), or during the public hearing that was held on 12/10/19.



Electronic ESG CAPER



HUD ESG CAPER FY2020

Grant: **ESG: Manatee County - FL - Report** Type: **CAPER**

Report Date Range

10/1/2018 to 9/30/2019

Q01a. Contact Information

First name	Geraldine
Middle name	Campos
Last name	Lopez
Suffix	
Title	Director, Redevelopment and Economic Opportunity Department
Street Address 1	1112 Manatee Avenue West, Suite 300
Street Address 2	
City	Bradenton
State	Florida
ZIP Code	34205
E-mail Address	GERI.LOPEZ@MYMANATEE.ORG
Phone Number	(941)748-4501
Extension	3937
Fax Number	

Q01b. Grant Information

As of 11/8/2019

ESG Information from IDIS	FISCAL YEAR	GRANT NUMBER	CURRENT AUTHORIZED AMOUNT	TOTAL DRAWN	BALANCE
	2019				
	2018	E18UC120018	\$148,976.00	\$146,797.79	\$2,178.21
	2017	E17UC120018	\$146,534.00	\$146,534.00	\$0
	2016	E16UC120018	\$145,857.57	\$145,857.57	\$0
	2015	E15UC120018	\$142,607.00	\$142,373.15	\$233.85
	2014	E14UC120025	\$134,683.00	\$134,681.98	\$1.02
	FISCAL YEAR	GRANT NUMBER	CURRENT AUTHORIZED AMOUNT	TOTAL DRAWN	BALANCE
	2013	E13UC120025	\$112,553.55	\$112,553.55	\$0
	2012				
	2011				
	Total		\$831,211.12	\$828,798.04	\$2,413.08

CAPER reporting includes funds used from fiscal year:

Project types carried out during the program year:

Enter the number of each type of projects funded through ESG during this program year.

Street Outreach	0
Emergency Shelter	0
Transitional Housing (grandfathered under ES)	0
Day Shelter (funded under ES)	0
Rapid Re-Housing	1
Homelessness Prevention	1

Q01c. Additional Information

HMIS

Comparable Database

- Are 100% of the project(s) funded through ESG, which are allowed to use HMIS, entering data into HMIS?
- Have all of the projects entered data into Sage via a CSV - CAPER Report upload?
- Are 100% of the project(s) funded through ESG, which are allowed to use a comparable database, entering data into the comparable d
- Have all of the projects entered data into Sage via a CSV - CAPER Report upload?

Q04a: Project Identifiers in HMIS

Organization Name	Organization ID	Project Name	Project ID	HMIS Project Type	Method for Tracking ES	Affiliated with a residential project	Project IDs of affiliations	CoC Number	Geo
County ESG - Rapid Rehousing - Turning Points - Manatee	3532	County ESG - Rapid Rehousing - Turning Points - Manatee	3532	13				FL-500	1202
County ESG - Homeless Prevention-Turning Points - Manatee	3531	County ESG - Homeless Prevention-Turning Points - Manatee	3531	12				FL-500	1202

Q05a: Report Validations Table

Total Number of Persons Served	77
Number of Adults (Age 18 or Over)	37
Number of Children (Under Age 18)	40
Number of Persons with Unknown Age	0
Number of Leavers	77
Number of Adult Leavers	37
Number of Adult and Head of Household Leavers	37
Number of Stayers	0
Number of Adult Stayers	0
Number of Veterans	1
Number of Chronically Homeless Persons	0
Number of Youth Under Age 25	0
Number of Parenting Youth Under Age 25 with Children	0
Number of Adult Heads of Household	29
Number of Child and Unknown-Age Heads of Household	0
Heads of Households and Adult Stayers in the Project 365 Days or More	0

Q06a: Data Quality: Personally Identifying Information (PII)

Data Element	Client Doesn't Know/Refused	Information Missing	Data Issues	Total	% of Error Rate
Name	0	0	0	0	0.00 %
Social Security Number	6	1	2	9	11.69 %
Date of Birth	0	1	0	1	1.30 %
Race	0	0	0	0	0.00 %
Ethnicity	0	0	0	0	0.00 %
Gender	0	0	0	0	0.00 %
Overall Score				9	11.69 %

Q06b: Data Quality: Universal Data Elements

	Error Count	% of Error Rate
Veteran Status	2	5.41 %
Project Start Date	0	0.00 %
Relationship to Head of Household	2	2.60 %
Client Location	0	0.00 %
Disabling Condition	3	3.90 %

Q06c: Data Quality: Income and Housing Data Quality

	Error Count	% of Error Rate
Destination	13	16.88 %
Income and Sources at Start	13	44.83 %
Income and Sources at Annual Assessment	0	--
Income and Sources at Exit	13	35.14 %

Q06d: Data Quality: Chronic Homelessness

	Count of Total Records	Missing Time in Institution	Missing Time in Housing	Approximate Date Started DK/R/missing	Number of Times DK/R/missing	Nur DK/
ES, SH, Street Outreach	0	0	0	0	0	0
TH	0	0	0	0	0	0
PH (All)	16	0	0	1	0	0
Total	16	0	0	0	0	0

Q06e: Data Quality: Timeliness

	Number of Project Start Records	Number of Project Exit Records
0 days	67	76
1-3 Days	0	0
4-6 Days	0	0
7-10 Days	0	1
11+ Days	1	0

Q06f: Data Quality: Inactive Records: Street Outreach & Emergency Shelter

	# of Records	# of Inactive Records	% of Inactive Records
Contact (Adults and Heads of Household in Street Outreach or ES - NBN)	0	0	--
Bed Night (All Clients in ES - NBN)	0	0	--

Q07a: Number of Persons Served

	Total	Without Children	With Children and Adults	With Or Childre
Adults	37	15	22	0
Children	40	0	40	0
Client Doesn't Know/ Client Refused	0	0	0	0
Data Not Collected	0	0	0	0
Total	77	15	62	0
For PSH & RRH – the total persons served who moved into housing	17	4	13	0

Q08a: Households Served

	Total	Without Children	With Children and Adults	With O Childre
Total Households	29	13	16	0
For PSH & RRH – the total households served who moved into housing	8	4	4	0

Q08b: Point-in-Time Count of Households on the Last Wednesday

	Total	Without Children	With Children and Adults	With Only Children	Unknown Household Type
January	9	5	4	0	0
April	11	4	7	0	0
July	5	3	2	0	0
October	4	0	4	0	0

Q09a: Number of Persons Contacted

	All Persons Contacted	First contact – NOT staying on the Streets, ES, or SH	First contact – WAS staying on Streets, ES, or SH
Once	0	0	0
2-5 Times	0	0	0
6-9 Times	0	0	0
10+ Times	0	0	0
Total Persons Contacted	0	0	0

Q09b: Number of Persons Engaged

	All Persons Contacted	First contact – NOT staying on the Streets, ES, or SH	First contact – WAS staying on Streets, ES, or SH
Once	0	0	0
2-5 Contacts	0	0	0
6-9 Contacts	0	0	0
10+ Contacts	0	0	0
Total Persons Engaged	0	0	0
Rate of Engagement	0.00	0.00	0.00

Q10a: Gender of Adults

	Total	Without Children	With Children and Adults	Unkn
Male	9	3	6	0
Female	28	12	16	0
Trans Female (MTF or Male to Female)	0	0	0	0
Trans Male (FTM or Female to Male)	0	0	0	0
Gender Non-Conforming (i.e. not exclusively male or female)	0	0	0	0
Client Doesn't Know/Client Refused	0	0	0	0
Data Not Collected	0	0	0	0
Subtotal	37	15	22	0

Q10b: Gender of Children

	Total	With Children and Adults	With Only Children	Unkn
Male	18	18	0	0
Female	22	22	0	0
Trans Female (MTF or Male to Female)	0	0	0	0
Trans Male (FTM or Female to Male)	0	0	0	0
Gender Non-Conforming (i.e. not exclusively male or female)	0	0	0	0
Client Doesn't Know/Client Refused	0	0	0	0
Data Not Collected	0	0	0	0
Subtotal	40	40	0	0

Q10c: Gender of Persons Missing Age Information

	Total	Without Children	With Children and Adults	With Only Children
Male	0	0	0	0
Female	0	0	0	0
Trans Female (MTF or Male to Female)	0	0	0	0
Trans Male (FTM or Female to Male)	0	0	0	0
Gender Non-Conforming (i.e. not exclusively male or female)	0	0	0	0
Client Doesn't Know/Client Refused	0	0	0	0
Data Not Collected	0	0	0	0
Subtotal	0	0	0	0

Q10d: Gender by Age Ranges

	Total	Under Age 18	Age 18-24	Age 25-61	Age 62 and over	Client Does Refused
Male	27	18	2	6	1	0
Female	50	22	0	26	2	0
Trans Female (MTF or Male to Female)	0	0	0	0	0	0
Trans Male (FTM or Female to Male)	0	0	0	0	0	0
Gender Non-Conforming (i.e. not exclusively male or female)	0	0	0	0	0	0
Client Doesn't Know/Client Refused	0	0	0	0	0	0
Data Not Collected	0	0	0	0	0	0
Subtotal	77	40	2	32	3	0

Q11: Age

	Total	Without Children	With Children and Adults	With Only Children	Unknow
Under 5	6	0	6	0	0
5 - 12	24	0	24	0	0
13 - 17	10	0	10	0	0
18 - 24	2	0	2	0	0
25 - 34	6	1	5	0	0
35 - 44	12	4	8	0	0
45 - 54	14	8	6	0	0
55 - 61	0	0	0	0	0
62+	3	2	1	0	0
Client Doesn't Know/Client Refused	0	0	0	0	0
Data Not Collected	0	0	0	0	0
Total	77	15	62	0	0

Q12a: Race

	Total	Without Children	With Children and Adults	With Only Children	Unl
White	54	11	43	0	0
Black or African American	16	3	13	0	0
Asian	1	1	0	0	0
American Indian or Alaska Native	0	0	0	0	0
Native Hawaiian or Other Pacific Islander	0	0	0	0	0
Multiple Races	6	0	6	0	0
Client Doesn't Know/Client Refused	0	0	0	0	0
Data Not Collected	0	0	0	0	0
Total	77	15	62	0	0

Q12b: Ethnicity

	Total	Without Children	With Children and Adults	With Only Children	Unknow
Non-Hispanic/Non-Latino	64	13	51	0	0
Hispanic/Latino	13	2	11	0	0
Client Doesn't Know/Client Refused	0	0	0	0	0
Data Not Collected	0	0	0	0	0
Total	77	15	62	0	0

Q13a1: Physical and Mental Health Conditions at Start

	Total Persons	Without Children	Adults in HH with Children & Adults	Children in HH with Children & Adults	With Children and Adults ☾
Mental Health Problem	4	0	1	3	--
Alcohol Abuse	0	0	0	0	--
Drug Abuse	0	0	0	0	--
Both Alcohol and Drug Abuse	0	0	0	0	--
Chronic Health Condition	0	0	0	0	--
HIV/AIDS	0	0	0	0	--
Developmental Disability	4	0	0	4	--
Physical Disability	3	1	1	1	--

☾ The "With Children and Adults" column is retired as of 10/1/2019 and replaced with the columns "Adults in HH with Children & Adults".

Q13b1: Physical and Mental Health Conditions at Exit

	Total Persons	Without Children	Adults in HH with Children & Adults	Children in HH with Children & Adults	With Children and Adults ☾
Mental Health Problem	4	0	1	3	--
Alcohol Abuse	0	0	0	0	--
Drug Abuse	0	0	0	0	--
Both Alcohol and Drug Abuse	0	0	0	0	--
Chronic Health Condition	0	0	0	0	--
HIV/AIDS	0	0	0	0	--
Developmental Disability	4	0	0	4	--
Physical Disability	3	1	1	1	--

☾ The "With Children and Adults" column is retired as of 10/1/2019 and replaced with the columns "Adults in HH with Children & Adults".

Q13c1: Physical and Mental Health Conditions for Stayers

	Total Persons	Without Children	Adults in HH with Children & Adults	Children in HH with Children & Adults	With Children and Adults
Mental Health Problem	0	0	0	0	--
Alcohol Abuse	0	0	0	0	--
Drug Abuse	0	0	0	0	--
Both Alcohol and Drug Abuse	0	0	0	0	--
Chronic Health Condition	0	0	0	0	--
HIV/AIDS	0	0	0	0	--
Developmental Disability	0	0	0	0	--
Physical Disability	0	0	0	0	--

☞ The "With Children and Adults" column is retired as of 10/1/2019 and replaced with the columns "Adults in HH with Children & Adults".

Q14a: Domestic Violence History

	Total	Without Children	With Children and Adults	With Only Children	Unknow
Yes	6	2	4	0	0
No	29	11	18	0	0
Client Doesn't Know/Client Refused	0	0	0	0	0
Data Not Collected	2	2	0	0	0
Total	37	15	22	0	0

Q14b: Persons Fleeing Domestic Violence

	Total	Without Children	With Children and Adults	With Only Children	Unknow
Yes	4	1	3	0	0
No	2	1	1	0	0
Client Doesn't Know/Client Refused	0	0	0	0	0
Data Not Collected	0	0	0	0	0
Total	6	2	4	0	0

Q15: Living Situation

	Total	Without Children	With Children and Adults	With Children
Homeless Situations	0	0	0	0
Emergency shelter, including hotel or motel paid for with emergency shelter voucher	0	0	0	0
Transitional housing for homeless persons (including homeless youth)	0	0	0	0
Place not meant for habitation	4	3	1	0
Safe Haven	0	0	0	0
Host Home (non-crisis)	0	0	0	0
Interim Housing	0	0	0	0
Subtotal	4	3	1	0
Institutional Settings	0	0	0	0
Psychiatric hospital or other psychiatric facility	0	0	0	0
Substance abuse treatment facility or detox center	0	0	0	0
Hospital or other residential non-psychiatric medical facility	0	0	0	0
Jail, prison or juvenile detention facility	0	0	0	0
Foster care home or foster care group home	0	0	0	0
Long-term care facility or nursing home	0	0	0	0
Residential project or halfway house with no homeless criteria	0	0	0	0
Subtotal	0	0	0	0
Other Locations	0	0	0	0
Permanent housing (other than RRH) for formerly homeless persons	0	0	0	0
Owned by client, no ongoing housing subsidy	1	1	0	0
Owned by client, with ongoing housing subsidy	0	0	0	0
Rental by client, with RRH or equivalent subsidy	0	0	0	0
Rental by client, with HCV voucher (tenant or project based)	0	0	0	0
Rental by client in a public housing unit	0	0	0	0
Rental by client, no ongoing housing subsidy	25	9	16	0
Rental by client, with VASH subsidy	0	0	0	0
Rental by client with GPD TIP subsidy	0	0	0	0
Rental by client, with other housing subsidy (including RRH)	0	0	0	0
Hotel or motel paid for without emergency shelter voucher	1	0	1	0
Staying or living in a friend's room, apartment or house	0	0	0	0
Staying or living in a family member's room, apartment or house	5	1	4	0
Client Doesn't Know/Client Refused	0	0	0	0
Data Not Collected	1	1	0	0
Subtotal	33	12	21	0

	Total	Without Children	With Children and Adults	With Child
Total	37	15	22	0

🕒 Interim housing is retired as of 10/1/2019.

Q16: Cash Income - Ranges

	Income at Start	Income at Latest Annual Assessment for Stayers	Incorr
No income	13	0	13
\$1 - \$150	0	0	0
\$151 - \$250	1	0	1
\$251 - \$500	0	0	1
\$501 - \$1000	1	0	1
\$1,001 - \$1,500	2	0	1
\$1,501 - \$2,000	3	0	2
\$2,001+	4	0	5
Client Doesn't Know/Client Refused	0	0	0
Data Not Collected	13	0	13
Number of Adult Stayers Not Yet Required to Have an Annual Assessment	0	0	0
Number of Adult Stayers Without Required Annual Assessment	0	0	0
Total Adults	37	0	37

Q17: Cash Income - Sources

	Income at Start	Income at Latest Annual Assessment for Stayers	Income at E
Earned Income	10	0	10
Unemployment Insurance	0	0	1
SSI	0	0	0
SSDI	0	0	0
VA Service-Connected Disability Compensation	0	0	0
VA Non-Service Connected Disability Pension	0	0	0
Private Disability Insurance	0	0	0
Worker's Compensation	0	0	0
TANF or Equivalent	1	0	1
General Assistance	0	0	0
Retirement (Social Security)	1	0	1
Pension from Former Job	0	0	0
Child Support	1	0	1
Alimony (Spousal Support)	0	0	0
Other Source	2	0	2
Adults with Income Information at Start and Annual Assessment/Exit	0	0	0

Q19b: Disabling Conditions and Income for Adults at Exit

	AO: Adult with Disabling Condition	AO: Adult without Disabling Condition	AO: Total Adults	AO: % with Disabling Condition by Source	AC: Adult with Disabling Condition	AC: Adult without Disabling Condition	AC: Total Adults	AC: % with Disabling Condition by Source	UK: Ad with Disabli Condi
Earned Income	0	4	4	0.00 %	2	7	9	22.33 %	0
Supplemental Security Income (SSI)	0	0	0	--	0	0	0	--	0
Social Security Disability Insurance (SSDI)	0	0	0	--	0	0	0	--	0
VA Service-Connected Disability Compensation	0	0	0	--	0	0	0	--	0
Private Disability Insurance	0	0	0	--	0	0	0	--	0
Worker's Compensation	0	0	0	--	0	0	0	--	0
Temporary Assistance for Needy Families (TANF)	0	0	0	--	1	0	1	100.00 %	0
Retirement Income from Social Security	0	0	0	--	1	0	1	100.00 %	0
Pension or retirement income from a former job	0	0	0	--	0	0	0	--	0
Child Support	0	0	0	--	0	1	1	0.00 %	0
Other source	0	2	2	0.00 %	1	1	2	50.00 %	0
No Sources	1	3	4	25.00 %	0	8	8	0.00 %	0
Unduplicated Total Adults	1	8	9		2	17	19		0

Q20a: Type of Non-Cash Benefit Sources

	Benefit at Start	Benefit at Latest Annual Assessment for Stayers	Benefit at Exit for Leavers
Supplemental Nutritional Assistance Program	15	0	15
WIC	2	0	2
TANF Child Care Services	0	0	0
TANF Transportation Services	0	0	0
Other TANF-Funded Services	0	0	0
Other Source	1	0	1

Q21: Health Insurance

	At Start	At Annual Assessment for Stayers	At Exit for Leavers
Medicaid	41	0	42
Medicare	0	0	1
State Children's Health Insurance Program	0	0	0
VA Medical Services	5	0	5
Employer Provided Health Insurance	1	0	1
Health Insurance Through COBRA	0	0	0
Private Pay Health Insurance	1	0	1
State Health Insurance for Adults	0	0	0
Indian Health Services Program	0	0	0
Other	0	0	0
No Health Insurance	17	0	18
Client Doesn't Know/Client Refused	0	0	0
Data Not Collected	11	0	10
Number of Stayers Not Yet Required to Have an Annual Assessment	0	0	0
1 Source of Health Insurance	48	0	48
More than 1 Source of Health Insurance	0	0	1

Q22a2: Length of Participation – ESG Projects

	Total	Leavers	Stayers
0 to 7 days	0	0	0
8 to 14 days	3	3	0
15 to 21 days	0	0	0
22 to 30 days	2	2	0
31 to 60 days	6	6	0
61 to 90 days	24	24	0
91 to 180 days	28	28	0
181 to 365 days	14	14	0
366 to 730 days (1-2 Yrs)	0	0	0
731 to 1,095 days (2-3 Yrs)	0	0	0
1,096 to 1,460 days (3-4 Yrs)	0	0	0
1,461 to 1,825 days (4-5 Yrs)	0	0	0
More than 1,825 days (> 5 Yrs)	0	0	0
Data Not Collected	0	0	0
Total	77	77	0

Q22c: Length of Time between Project Start Date and Housing Move-in Date

	Total	Without Children	With Children and Adults	With Only Children	Un
7 days or less	3	2	1	0	0
8 to 14 days	6	0	6	0	0
15 to 21 days	1	1	0	0	0
22 to 30 days	6	1	5	0	0
31 to 60 days	0	0	0	0	0
61 to 180 days	0	0	0	0	0
181 to 365 days	0	0	0	0	0
366 to 730 days (1-2 Yrs)	0	0	0	0	0
Total (persons moved into housing)	16	4	12	0	0
Average length of time to housing	14.00	11.00	15.00	--	--
Persons who were exited without move-in	8	4	4	0	0
Total persons	24	8	16	0	0

Q22d: Length of Participation by Household Type

	Total	Without Children	With Children and Adults	With Only Children	Unknown Hc
7 days or less	0	0	0	0	0
8 to 14 days	3	0	3	0	0
15 to 21 days	0	0	0	0	0
22 to 30 days	2	2	0	0	0
31 to 60 days	6	2	4	0	0
61 to 90 days	24	2	22	0	0
91 to 180 days	28	5	23	0	0
181 to 365 days	14	4	10	0	0
366 to 730 days (1-2 Yrs)	0	0	0	0	0
731 to 1,095 days (2-3 Yrs)	0	0	0	0	0
1,096 to 1,460 days (3-4 Yrs)	0	0	0	0	0
1,461 to 1,825 days (4-5 Yrs)	0	0	0	0	0
More than 1,825 days (> 5 Yrs)	0	0	0	0	0
Data Not Collected	0	0	0	0	0
Total	77	15	62	0	0

Q22e: Length of Time Prior to Housing - based on 3.917 Date Homelessness Started

	Total	Without Children	With Children and Adults	With Only Children	Unknown
7 days or less	0	0	0	0	0
8 to 14 days	0	0	0	0	0
15 to 21 days	0	0	0	0	0
22 to 30 days	2	0	2	0	0
31 to 60 days	2	2	0	0	0
61 to 180 days	1	0	1	0	0
181 to 365 days	0	0	0	0	0
366 to 730 days (1-2 Yrs)	0	0	0	0	0
731 days or more	0	0	0	0	0
Total (persons moved into housing)	5	2	3	0	0
Not yet moved into housing	8	4	4	0	0
Data not collected	12	2	10	0	0
Total persons	25	8	17	0	0

Q23c: Exit Destination – All persons

	Total	Without Children	With Children and Adults
Permanent Destinations	0	0	0
Moved from one HOPWA funded project to HOPWA PH	0	0	0
Owned by client, no ongoing housing subsidy	0	0	0
Owned by client, with ongoing housing subsidy	0	0	0
Rental by client, no ongoing housing subsidy	27	6	21
Rental by client, with VASH housing subsidy	0	0	0
Rental by client, with GPD TIP housing subsidy	0	0	0
Rental by client, with other ongoing housing subsidy	0	0	0
Permanent housing (other than RRH) for formerly homeless persons	0	0	0
Staying or living with family, permanent tenure	0	0	0
Staying or living with friends, permanent tenure	0	0	0
Rental by client, with RRH or equivalent subsidy	4	0	4
Rental by client, with HCV voucher (tenant or project based)	0	0	0
Rental by client in a public housing unit	0	0	0
Subtotal	31	6	25
Temporary Destinations	0	0	0
Emergency shelter, including hotel or motel paid for with emergency shelter voucher	0	0	0
Moved from one HOPWA funded project to HOPWA TH	0	0	0
Transitional housing for homeless persons (including homeless youth)	0	0	0
Staying or living with family, temporary tenure (e.g. room, apartment or house)	0	0	0
Staying or living with friends, temporary tenure (e.g. room, apartment or house)	0	0	0
Place not meant for habitation (e.g., a vehicle, an abandoned building, bus/train/subway station/airport or anywhere outside)	0	0	0
Safe Haven	0	0	0
Hotel or motel paid for without emergency shelter voucher	0	0	0
Host Home (non-crisis)	0	0	0
Subtotal	0	0	0
Institutional Settings	0	0	0
Foster care home or group foster care home	0	0	0
Psychiatric hospital or other psychiatric facility	0	0	0
Substance abuse treatment facility or detox center	0	0	0
Hospital or other residential non-psychiatric medical facility	0	0	0
Jail, prison, or juvenile detention facility	0	0	0
Long-term care facility or nursing home	0	0	0
Subtotal	0	0	0

	Total	Without Children	With Children and Adults
Other Destinations	0	0	0
Residential project or halfway house with no homeless criteria	0	0	0
Deceased	0	0	0
Other	9	0	9
Client Doesn't Know/Client Refused	0	0	0
Data Not Collected (no exit interview completed)	12	1	11
Subtotal	21	1	20
Total	52	7	45
Total persons exiting to positive housing destinations	0	0	0
Total persons whose destinations excluded them from the calculation	0	0	0
Percentage	0.00 %	0.00 %	0.00 %

Q24: Homelessness Prevention Housing Assessment at Exit

	Total	Without Children	With Children and Adults	V C
Able to maintain the housing they had at project start--Without a subsidy	0	0	0	0
Able to maintain the housing they had at project start--With the subsidy they had at project start	0	0	0	0
Able to maintain the housing they had at project start--With an on-going subsidy acquired since project start	0	0	0	0
Able to maintain the housing they had at project start--Only with financial assistance other than a subsidy	0	0	0	0
Moved to new housing unit--With on-going subsidy	0	0	0	0
Moved to new housing unit--Without an on-going subsidy	0	0	0	0
Moved in with family/friends on a temporary basis	0	0	0	0
Moved in with family/friends on a permanent basis	0	0	0	0
Moved to a transitional or temporary housing facility or program	0	0	0	0
Client became homeless – moving to a shelter or other place unfit for human habitation	0	0	0	0
Client went to jail/prison	0	0	0	0
Client died	0	0	0	0
Client doesn't know/Client refused	0	0	0	0
Data not collected (no exit interview completed)	52	7	45	0
Total	52	7	45	0

Q25a: Number of Veterans

	Total	Without Children	With Children and Adults	Unknown Household Type
Chronically Homeless Veteran	0	0	0	0
Non-Chronically Homeless Veteran	1	1	0	0
Not a Veteran	34	13	21	0
Client Doesn't Know/Client Refused	0	0	0	0
Data Not Collected	2	1	1	0
Total	37	15	22	0

Q26b: Number of Chronically Homeless Persons by Household

	Total	Without Children	With Children and Adults	With Only Children	Unknow
Chronically Homeless	0	0	0	0	0
Not Chronically Homeless	75	13	62	0	0
Client Doesn't Know/Client Refused	0	0	0	0	0
Data Not Collected	2	2	0	0	0
Total	77	15	62	0	0

HUD ESG CAPER FY2020

Filters for this report
Client ID 78694
Q4a record ID (all)
Submission ID 92785
Report executed on 11/14/2019 11:30:01 AM

Report Date Range

10/1/2018 to 9/30/2019

Q01a. Contact Information

First name Geraldine
Middle name Campos
Last name Lopez
Suffix
Title Director, Redevelopment and Economic Opportunity Department
Street Address 1 1112 Manatee Avenue West, Suite 300
Street Address 2
City Bradenton
State Florida
ZIP Code 34205
E-mail Address GERI.LOPEZ@MYMANATEE.ORG
Phone Number (941)748-4501
Extension 3937
Fax Number

Q01b. Grant Information

As of 11/8/2019Fiscal YearGrant NumberCurrent Authorized
AmountTotal DrawnBalanceObligation DateExpenditure
Deadline20192018E18UC120018\$148,976.00\$146,797.79\$2,178.21
10/18/201810/18/20202017E17UC120018\$146,534.00\$146,534.00
\$010/19/201710/19/20192016E16UC120018\$145,857.57\$145,857.
57\$011/3/201611/3/20182015E15UC120018\$142,607.00\$142,373.
15\$233.8511/4/201511/4/20172014E14UC120025\$134,683.00\$134
,681.98\$1.0210/21/201410/21/20162013E13UC120025\$112,553.55
\$112,553.55\$010/21/201310/21/201520122011Total\$831,211.12\$8
28,798.04\$2,413.08

ESG Information from IDIS
CAPER reporting includes funds used from fiscal year:
Project types carried out during the program year:

Enter the number of each type of projects funded through ESG during this program year.

Street Outreach	0
Emergency Shelter	0
Transitional Housing (grandfathered under ES)	0
Day Shelter (funded under ES)	0
Rapid Re-Housing	1
Homelessness Prevention	1

Q01c. Additional Information

HMIS	
Comparable Database	
Are 100% of the project(s) funded through ESG, which are allowed to use HMIS, entering data into HMIS?	Yes
Have all of the projects entered data into Sage via a CSV - CAPER Report upload?	Yes
Are 100% of the project(s) funded through ESG, which are allowed to use a comparable database, entering data into the comparable database?	Yes
Have all of the projects entered data into Sage via a CSV - CAPER Report upload?	Yes

Q04a: Project Identifiers in HMIS

Organization Name	Organization ID	Project Name
County ESG - Rapid Rehousing - Turning Points - Manatee	3532	County ESG - Rapid Rehousing - Turning Points - Manatee
County ESG - Homeless Prevention- Turning Points - Manatee	3531	County ESG - Homeless Prevention- Turning Points - Manatee

Q05a: Report Validations Table

Total Number of Persons Served	77
Number of Adults (Age 18 or Over)	37
Number of Children (Under Age 18)	40
Number of Persons with Unknown Age	0
Number of Leavers	77
Number of Adult Leavers	37
Number of Adult and Head of Household Leavers	37
Number of Stayers	0
Number of Adult Stayers	0
Number of Veterans	1
Number of Chronically Homeless Persons	0

Number of Youth Under Age 25	0
Number of Parenting Youth Under Age 25 with Children	0
Number of Adult Heads of Household	29
Number of Child and Unknown-Age Heads of Household	0
Heads of Households and Adult Stayers in the Project 365 Days or More	0

Q06a: Data Quality: Personally Identifying Information (PII)

Data Element	Client Doesn't Know/Refused	Information Missing
Name	0	0
Social Security Number	6	1
Date of Birth	0	1
Race	0	0
Ethnicity	0	0
Gender	0	0
Overall Score		

Q06b: Data Quality: Universal Data Elements

	Error Count	% ofError Rate
Veteran Status	2	5.41 %
Project Start Date	0	0.00 %
Relationship to Head of Household	2	2.60 %
Client Location	0	0.00 %
Disabling Condition	3	3.90 %

Q06c: Data Quality: Income and Housing Data Quality

	Error Count	% ofError Rate
Destination	13	16.88 %
Income and Sources at Start	13	44.83 %
Income and Sources at Annual Assessment	0	--
Income and Sources at Exit	13	35.14 %

Q06d: Data Quality: Chronic Homelessness

	Count of Total Records	Missing Timein Institution
ES, SH, Street Outreach	0	0
TH	0	0
PH (All)	16	0
Total	16	0

Q06e: Data Quality: Timeliness

Number of ProjectStart Records	Number of ProjectExit Records
--------------------------------	-------------------------------

0 days	67	76
1-3 Days	0	0
4-6 Days	0	0
7-10 Days	0	1
11+ Days	1	0

Q06f: Data Quality: Inactive Records: Street Outreach & Emergency Shelter

	# of Records	# of Inactive Records
Contact (Adults and Heads of Household in Street Outreach or ES - NIO		0
Bed Night (All Clients in ES - NBN)	0	0

Q07a: Number of Persons Served

	Total	Without Children
Adults	37	15
Children	40	0
Client Doesn't Know/ Client Refused	0	0
Data Not Collected	0	0
Total	77	15
For PSH & RRH – the total persons served who moved into housing	17	4

Q08a: Households Served

	Total	Without Children
Total Households	29	13
For PSH & RRH – the total households served who moved into housing	8	4

Q08b: Point-in-Time Count of Households on the Last Wednesday

	Total	Without Children
January	9	5
April	11	4
July	5	3
October	4	0

Q09a: Number of Persons Contacted

	All Persons Contacted	First contact – NOT staying on the Streets, ES, or SH
Once	0	0
2-5 Times	0	0
6-9 Times	0	0
10+ Times	0	0
Total Persons Contacted	0	0

Q09b: Number of Persons Engaged

	All Persons Contacted	First contact – NOT staying on the Streets, ES, or SH
Once	0	0
2-5 Contacts	0	0
6-9 Contacts	0	0
10+ Contacts	0	0
Total Persons Engaged	0	0
Rate of Engagement	0	0

Q10a: Gender of Adults

	Total	Without Children
Male	9	3
Female	28	12
Trans Female (MTF or Male to Female)	0	0
Trans Male (FTM or Female to Male)	0	0
Gender Non-Conforming (i.e. not exclusively male or female)	0	0
Client Doesn't Know/Client Refused	0	0
Data Not Collected	0	0
Subtotal	37	15

Q10b: Gender of Children

	Total	With Children and Adults
Male	18	18
Female	22	22
Trans Female (MTF or Male to Female)	0	0
Trans Male (FTM or Female to Male)	0	0
Gender Non-Conforming (i.e. not exclusively male or female)	0	0
Client Doesn't Know/Client Refused	0	0
Data Not Collected	0	0
Subtotal	40	40

Q10c: Gender of Persons Missing Age Information

	Total	Without Children
Male	0	0
Female	0	0
Trans Female (MTF or Male to Female)	0	0
Trans Male (FTM or Female to Male)	0	0
Gender Non-Conforming (i.e. not exclusively male or female)	0	0
Client Doesn't Know/Client Refused	0	0
Data Not Collected	0	0

Subtotal	0	0
----------	---	---

Q10d: Gender by Age Ranges

	Total	Under Age 18
Male	27	18
Female	50	22
Trans Female (MTF or Male to Female)	0	0
Trans Male (FTM or Female to Male)	0	0
Gender Non-Conforming (i.e. not exclusively male or female)	0	0
Client Doesn't Know/Client Refused	0	0
Data Not Collected	0	0
Subtotal	77	40

Q11: Age

	Total	Without Children
Under 5	6	0
5 - 12	24	0
13 - 17	10	0
18 - 24	2	0
25 - 34	6	1
35 - 44	12	4
45 - 54	14	8
55 - 61	0	0
62+	3	2
Client Doesn't Know/Client Refused	0	0
Data Not Collected	0	0
Total	77	15

Q12a: Race

	Total	Without Children
White	54	11
Black or African American	16	3
Asian	1	1
American Indian or Alaska Native	0	0
Native Hawaiian or Other Pacific Islander	0	0
Multiple Races	6	0
Client Doesn't Know/Client Refused	0	0
Data Not Collected	0	0
Total	77	15

Q12b: Ethnicity

	Total	Without Children
Non-Hispanic/Non-Latino	64	13
Hispanic/Latino	13	2
Client Doesn't Know/Client Refused	0	0
Data Not Collected	0	0
Total	77	15

Q13a1: Physical and Mental Health Conditions at Start

	Total Persons	Without Children
Mental Health Problem	4	0
Alcohol Abuse	0	0
Drug Abuse	0	0
Both Alcohol and Drug Abuse	0	0
Chronic Health Condition	0	0
HIV/AIDS	0	0
Developmental Disability	4	0
Physical Disability	3	1

The "With Children and Adults" column is retired as of 10/1/2019 and replaced with the columns "Adults in HH with Children & Adults" and "Children in HH with Children & Adults".

Q13b1: Physical and Mental Health Conditions at Exit

	Total Persons	Without Children
Mental Health Problem	4	0
Alcohol Abuse	0	0
Drug Abuse	0	0
Both Alcohol and Drug Abuse	0	0
Chronic Health Condition	0	0
HIV/AIDS	0	0
Developmental Disability	4	0
Physical Disability	3	1

The "With Children and Adults" column is retired as of 10/1/2019 and replaced with the columns "Adults in HH with Children & Adults" and "Children in HH with Children & Adults".

Q13c1: Physical and Mental Health Conditions for Stayers

	Total Persons	Without Children
Mental Health Problem	0	0
Alcohol Abuse	0	0
Drug Abuse	0	0
Both Alcohol and Drug Abuse	0	0
Chronic Health Condition	0	0
HIV/AIDS	0	0

Developmental Disability	0	0
Physical Disability	0	0

The "With Children and Adults" column is retired as of 10/1/2019 and replaced with the columns "Adults in HH with Children & Adults" and "Children in HH with Children & Adults".

Q14a: Domestic Violence History

	Total	Without Children
Yes	6	2
No	29	11
Client Doesn't Know/Client Refused	0	0
Data Not Collected	2	2
Total	37	15

Q14b: Persons Fleeing Domestic Violence

	Total	Without Children
Yes	4	1
No	2	1
Client Doesn't Know/Client Refused	0	0
Data Not Collected	0	0
Total	6	2

Q15: Living Situation

	Total	Without Children
Homeless Situations	0	0
Emergency shelter, including hotel or motel paid for with emergency shelter voucher	0	0
Transitional housing for homeless persons (including homeless youth)	0	0
Place not meant for habitation	4	3
Safe Haven	0	0
Host Home (non-crisis)	0	0
Interim Housing	0	0
Subtotal	4	3
Institutional Settings	0	0
Psychiatric hospital or other psychiatric facility	0	0
Substance abuse treatment facility or detox center	0	0
Hospital or other residential non-psychiatric medical facility	0	0
Jail, prison or juvenile detention facility	0	0
Foster care home or foster care group home	0	0
Long-term care facility or nursing home	0	0
Residential project or halfway house with no homeless criteria	0	0
Subtotal	0	0

Other Locations	0	0
Permanent housing (other than RRH) for formerly homeless persons	0	0
Owned by client, no ongoing housing subsidy	1	1
Owned by client, with ongoing housing subsidy	0	0
Rental by client, with RRH or equivalent subsidy	0	0
Rental by client, with HCV voucher (tenant or project based)	0	0
Rental by client in a public housing unit	0	0
Rental by client, no ongoing housing subsidy	25	9
Rental by client, with VASH subsidy	0	0
Rental by client with GPD TIP subsidy	0	0
Rental by client, with other housing subsidy (including RRH)	0	0
Hotel or motel paid for without emergency shelter voucher	1	0
Staying or living in a friend's room, apartment or house	0	0
Staying or living in a family member's room, apartment or house	5	1
Client Doesn't Know/Client Refused	0	0
Data Not Collected	1	1
Subtotal	33	12
Total	37	15

Interim housing is retired as of 10/1/2019.

Q16: Cash Income - Ranges

	Income at Start	Income at Latest AnnualAssessment for Stayers
No income	13	0
\$1 - \$150	0	0
\$151 - \$250	1	0
\$251 - \$500	0	0
\$501 - \$1000	1	0
\$1,001 - \$1,500	2	0
\$1,501 - \$2,000	3	0
\$2,001+	4	0
Client Doesn't Know/Client Refused	0	0
Data Not Collected	13	0
Number of Adult Stayers Not Yet Required to Have an Annual Assessr	0	0
Number of Adult Stayers Without Required Annual Assessment	0	0
Total Adults	37	0

Q17: Cash Income - Sources

	Income at Start	Income at Latest AnnualAssessment for Stayers
Earned Income	10	0
Unemployment Insurance	0	0

SSI	0	0
SSDI	0	0
VA Service-Connected Disability Compensation	0	0
VA Non-Service Connected Disability Pension	0	0
Private Disability Insurance	0	0
Worker's Compensation	0	0
TANF or Equivalent	1	0
General Assistance	0	0
Retirement (Social Security)	1	0
Pension from Former Job	0	0
Child Support	1	0
Alimony (Spousal Support)	0	0
Other Source	2	0
Adults with Income Information at Start and Annual Assessment/Exit	0	0

Q19b: Disabling Conditions and Income for Adults at Exit

	AO: Adult with Disabling Condition	AO: Adult without Disabling Condition
Earned Income	0	4
Supplemental Security Income (SSI)	0	0
Social Security Disability Insurance (SSDI)	0	0
VA Service-Connected Disability Compensation	0	0
Private Disability Insurance	0	0
Worker's Compensation	0	0
Temporary Assistance for Needy Families (TANF)	0	0
Retirement Income from Social Security	0	0
Pension or retirement income from a former job	0	0
Child Support	0	0
Other source	0	2
No Sources	1	3
Unduplicated Total Adults	1	8

Q20a: Type of Non-Cash Benefit Sources

	Benefit at Start	Benefit at Latest Annual Assessment for Stayers
Supplemental Nutritional Assistance Program	15	0
WIC	2	0
TANF Child Care Services	0	0
TANF Transportation Services	0	0
Other TANF-Funded Services	0	0
Other Source	1	0

Q21: Health Insurance

	At Start	At Annual Assessmentfor Stayers
Medicaid	41	0
Medicare	0	0
State Children's Health Insurance Program	0	0
VA Medical Services	5	0
Employer Provided Health Insurance	1	0
Health Insurance Through COBRA	0	0
Private Pay Health Insurance	1	0
State Health Insurance for Adults	0	0
Indian Health Services Program	0	0
Other	0	0
No Health Insurance	17	0
Client Doesn't Know/Client Refused	0	0
Data Not Collected	11	0
Number of Stayers Not Yet Required to Have an Annual Assessment	0	0
1 Source of Health Insurance	48	0
More than 1 Source of Health Insurance	0	0

Q22a2: Length of Participation – ESG Projects

	Total	Leavers
0 to 7 days	0	0
8 to 14 days	3	3
15 to 21 days	0	0
22 to 30 days	2	2
31 to 60 days	6	6
61 to 90 days	24	24
91 to 180 days	28	28
181 to 365 days	14	14
366 to 730 days (1-2 Yrs)	0	0
731 to 1,095 days (2-3 Yrs)	0	0
1,096 to 1,460 days (3-4 Yrs)	0	0
1,461 to 1,825 days (4-5 Yrs)	0	0
More than 1,825 days (> 5 Yrs)	0	0
Data Not Collected	0	0
Total	77	77

Q22c: Length of Time between Project Start Date and Housing Move-in Date

	Total	Without Children
7 days or less	3	2

8 to 14 days	6	0
15 to 21 days	1	1
22 to 30 days	6	1
31 to 60 days	0	0
61 to 180 days	0	0
181 to 365 days	0	0
366 to 730 days (1-2 Yrs)	0	0
Total (persons moved into housing)	16	4
Average length of time to housing	14	11
Persons who were exited without move-in	8	4
Total persons	24	8

Q22d: Length of Participation by Household Type

	Total	Without Children
7 days or less	0	0
8 to 14 days	3	0
15 to 21 days	0	0
22 to 30 days	2	2
31 to 60 days	6	2
61 to 90 days	24	2
91 to 180 days	28	5
181 to 365 days	14	4
366 to 730 days (1-2 Yrs)	0	0
731 to 1,095 days (2-3 Yrs)	0	0
1,096 to 1,460 days (3-4 Yrs)	0	0
1,461 to 1,825 days (4-5 Yrs)	0	0
More than 1,825 days (> 5 Yrs)	0	0
Data Not Collected	0	0
Total	77	15

Q22e: Length of Time Prior to Housing - based on 3.917 Date Homelessness Started

	Total	Without Children
7 days or less	0	0
8 to 14 days	0	0
15 to 21 days	0	0
22 to 30 days	2	0
31 to 60 days	2	2
61 to 180 days	1	0
181 to 365 days	0	0
366 to 730 days (1-2 Yrs)	0	0

731 days or more	0	0
Total (persons moved into housing)	5	2
Not yet moved into housing	8	4
Data not collected	12	2
Total persons	25	8

Q23c: Exit Destination – All persons

	Total	Without Children
Permanent Destinations	0	0
Moved from one HOPWA funded project to HOPWA PH	0	0
Owned by client, no ongoing housing subsidy	0	0
Owned by client, with ongoing housing subsidy	0	0
Rental by client, no ongoing housing subsidy	45	11
Rental by client, with VASH housing subsidy	0	0
Rental by client, with GPD TIP housing subsidy	0	0
Rental by client, with other ongoing housing subsidy	0	0
Permanent housing (other than RRH) for formerly homeless persons	0	0
Staying or living with family, permanent tenure	0	0
Staying or living with friends, permanent tenure	0	0
Rental by client, with RRH or equivalent subsidy	4	0
Rental by client, with HCV voucher (tenant or project based)	0	0
Rental by client in a public housing unit	0	0
Subtotal	49	11
Temporary Destinations	0	0
Emergency shelter, including hotel or motel paid for with emergency shelter voucher	0	0
Moved from one HOPWA funded project to HOPWA TH	0	0
Transitional housing for homeless persons (including homeless youth	0	0
Staying or living with family, temporary tenure (e.g. room, apartment or house)	0	0
Staying or living with friends, temporary tenure (e.g. room, apartment or house)	0	0
Place not meant for habitation (e.g., a vehicle, an abandoned building, bus/train/subway station/airport or anywhere outside)	0	0
Safe Haven	0	0
Hotel or motel paid for without emergency shelter voucher	0	0
Host Home (non-crisis)	0	0
Subtotal	0	0
Institutional Settings	0	0
Foster care home or group foster care home	0	0

Psychiatric hospital or other psychiatric facility	0	0
Substance abuse treatment facility or detox center	0	0
Hospital or other residential non-psychiatric medical facility	0	0
Jail, prison, or juvenile detention facility	0	0
Long-term care facility or nursing home	0	0
Subtotal	0	0
Other Destinations	0	0
Residential project or halfway house with no homeless criteria	0	0
Deceased	0	0
Other	15	2
Client Doesn't Know/Client Refused	0	0
Data Not Collected (no exit interview completed)	13	2
Subtotal	28	4
Total	77	15
Total persons exiting to positive housing destinations	18	5
Total persons whose destinations excluded them from the calculation	0	0
Percentage	23.38 %	33.33 %

Q24: Homelessness Prevention Housing Assessment at Exit

	Total	Without Children
Able to maintain the housing they had at project start--Without a subsidy	0	0
Able to maintain the housing they had at project start--With the subsidy they had at project start	0	0
Able to maintain the housing they had at project start--With an on-going subsidy acquired since project start	0	0
Able to maintain the housing they had at project start--Only with financial assistance other than a subsidy	0	0
Moved to new housing unit--With on-going subsidy	0	0
Moved to new housing unit--Without an on-going subsidy	0	0
Moved in with family/friends on a temporary basis	0	0
Moved in with family/friends on a permanent basis	0	0
Moved to a transitional or temporary housing facility or program	0	0
Client became homeless – moving to a shelter or other place unfit for human habitation	0	0
Client went to jail/prison	0	0
Client died	0	0
Client doesn't know/Client refused	0	0
Data not collected (no exit interview completed)	52	7
Total	52	7

Q25a: Number of Veterans

	Total	Without Children
Chronically Homeless Veteran	0	0
Non-Chronically Homeless Veteran	1	1
Not a Veteran	34	13
Client Doesn't Know/Client Refused	0	0
Data Not Collected	2	1
Total	37	15

Q26b: Number of Chronically Homeless Persons by Household

	Total	Without Children
Chronically Homeless	0	0
Not Chronically Homeless	75	13
Client Doesn't Know/Client Refused	0	0
Data Not Collected	2	2
Total	77	15

CR-60 - ESG 91.520(g) (ESG Recipients only)

ESG Supplement to the CAPER in *e-snaps*

For Paperwork Reduction Act

1. Recipient Information—All Recipients Complete

Basic Grant Information

Recipient Name	MANATEE COUNTY
Organizational DUNS Number	077594810
EIN/TIN Number	596000727
Identify the Field Office	JACKSONVILLE
Identify CoC(s) in which the recipient or subrecipient(s) will provide ESG assistance	Sarasota/Bradenton/Manatee, Sarasota Counties CoC

ESG Contact Name

Prefix	Ms
First Name	DENISE
Middle Name	L
Last Name	THOMAS
Suffix	0
Title	Community Development Manager

ESG Contact Address

Street Address 1	1112 Manatee Ave W
Street Address 2	0
City	Bradenton
State	FL
ZIP Code	-
Phone Number	9417484501
Extension	3474
Fax Number	9417425848
Email Address	denise.thomas@mymanatee.org

ESG Secondary Contact

Prefix
First Name
Last Name
Suffix
Title
Phone Number
Extension
Email Address

2. Reporting Period—All Recipients Complete

Program Year Start Date	10/01/2018
Program Year End Date	09/30/2019

3a. Subrecipient Form – Complete one form for each subrecipient

Subrecipient or Contractor Name: Community Coalition on Homeless

City: Bradenton

State: FL

Zip Code: ,

DUNS Number: 101926173

Is subrecipient a victim services provider: N

Subrecipient Organization Type: Other Non-Profit Organization

ESG Subgrant or Contract Award Amount: 137803

CR-65 - Persons Assisted

4. Persons Served

4a. Complete for Homelessness Prevention Activities

Number of Persons in Households	Total
Adults	37
Children	40
Don't Know/Refused/Other	0
Missing Information	0
Total	77

Table 16 – Household Information for Homeless Prevention Activities

4b. Complete for Rapid Re-Housing Activities

Number of Persons in Households	Total
Adults	37
Children	40
Don't Know/Refused/Other	0
Missing Information	0
Total	77

Table 17 – Household Information for Rapid Re-Housing Activities

4c. Complete for Shelter

Number of Persons in Households	Total
Adults	0
Children	0
Don't Know/Refused/Other	0
Missing Information	0
Total	0

Table 18 – Shelter Information

4d. Street Outreach

Number of Persons in Households	Total
Adults	0
Children	0
Don't Know/Refused/Other	0
Missing Information	0
Total	0

Table 19 – Household Information for Street Outreach

4e. Totals for all Persons Served with ESG

Number of Persons in Households	Total
Adults	37
Children	40
Don't Know/Refused/Other	0
Missing Information	0
Total	77

Table 20 – Household Information for Persons Served with ESG

5. Gender—Complete for All Activities

	Total
Male	27
Female	50
Transgender	0
Don't Know/Refused/Other	0
Missing Information	0
Total	77

Table 21 – Gender Information

6. Age—Complete for All Activities

	Total
Under 18	40
18-24	2
25 and over	35
Don't Know/Refused/Other	0
Missing Information	0
Total	77

Table 22 – Age Information

7. Special Populations Served—Complete for All Activities

Number of Persons in Households				
Subpopulation	Total	Total Persons Served – Prevention	Total Persons Served – RRH	Total Persons Served in Emergency Shelters
Veterans	1	0	0	0
Victims of Domestic Violence	6	0	0	0
Elderly	3	0	0	0
HIV/AIDS	0	0	0	0
Chronically Homeless	0	0	0	0
Persons with Disabilities:				
Severely Mentally Ill	4	0	0	0
Chronic Substance Abuse	0	0	0	0
Other Disability	7	0	0	0
Total (Unduplicated if possible)	11	0	0	0

Table 23 – Special Population Served

CR-70 – ESG 91.520(g) - Assistance Provided and Outcomes

10. Shelter Utilization

Number of New Units - Rehabbed	0
Number of New Units - Conversion	0
Total Number of bed-nights available	0
Total Number of bed-nights provided	0
Capacity Utilization	0.00%

Table 24 – Shelter Capacity

11. Project Outcomes Data measured under the performance standards developed in consultation with the CoC(s)

N/A

CR-75 – Expenditures

11. Expenditures

11a. ESG Expenditures for Homelessness Prevention

	Dollar Amount of Expenditures in Program Year		
	2016	2017	2018
Expenditures for Rental Assistance	49,723	85,216	62,251
Expenditures for Housing Relocation and Stabilization Services - Financial Assistance	0	0	0
Expenditures for Housing Relocation & Stabilization Services - Services	0	0	0
Expenditures for Homeless Prevention under Emergency Shelter Grants Program	9,806	11,094	6,019
Subtotal Homelessness Prevention	59,529	96,310	68,270

Table 25 – ESG Expenditures for Homelessness Prevention

11b. ESG Expenditures for Rapid Re-Housing

	Dollar Amount of Expenditures in Program Year		
	2016	2017	2018
Expenditures for Rental Assistance	66,015	28,428	62,708
Expenditures for Housing Relocation and Stabilization Services - Financial Assistance	0	0	0
Expenditures for Housing Relocation & Stabilization Services - Services	0	0	0
Expenditures for Homeless Assistance under Emergency Shelter Grants Program	8,175	9,606	5,625
Subtotal Rapid Re-Housing	74,190	38,034	68,333

Table 26 – ESG Expenditures for Rapid Re-Housing

11c. ESG Expenditures for Emergency Shelter

	Dollar Amount of Expenditures in Program Year		
	2016	2017	2018
Essential Services	0	0	0
Operations	0	0	0
Renovation	0	0	0
Major Rehab	0	0	0
Conversion	0	0	0
Subtotal	0	0	0

Table 27 – ESG Expenditures for Emergency Shelter**11d. Other Grant Expenditures**

	Dollar Amount of Expenditures in Program Year		
	2016	2017	2018
Street Outreach	0	0	0
HMIS	1,200	1,200	1,200
Administration	10,939	10,990	11,173

Table 28 - Other Grant Expenditures**11e. Total ESG Grant Funds**

Total ESG Funds Expended	2016	2017	2018
	145,858	146,534	148,976

Table 29 - Total ESG Funds Expended

11f. Match Source

	2016	2017	2018
Other Non-ESG HUD Funds	0	0	0
Other Federal Funds	0	0	0
State Government	0	0	0
Local Government	10,939	10,401	11,500
Private Funds	0	0	0
Other	134,919	135,457	140,287
Fees	0	0	0
Program Income	0	0	0
Total Match Amount	145,858	145,858	151,787

Table 30 - Other Funds Expended on Eligible ESG Activities**11g. Total**

Total Amount of Funds Expended on ESG Activities	2016	2017	2018
	291,716	292,392	300,763

Table 31 - Total Amount of Funds Expended on ESG Activities



Maps

Manatee County

Low & Moderate Income Areas

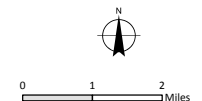
2017 HUD Low/Mod Data Percentage of Low/Mod Income Population by Block Group

- < 51%
- ≥ 51%

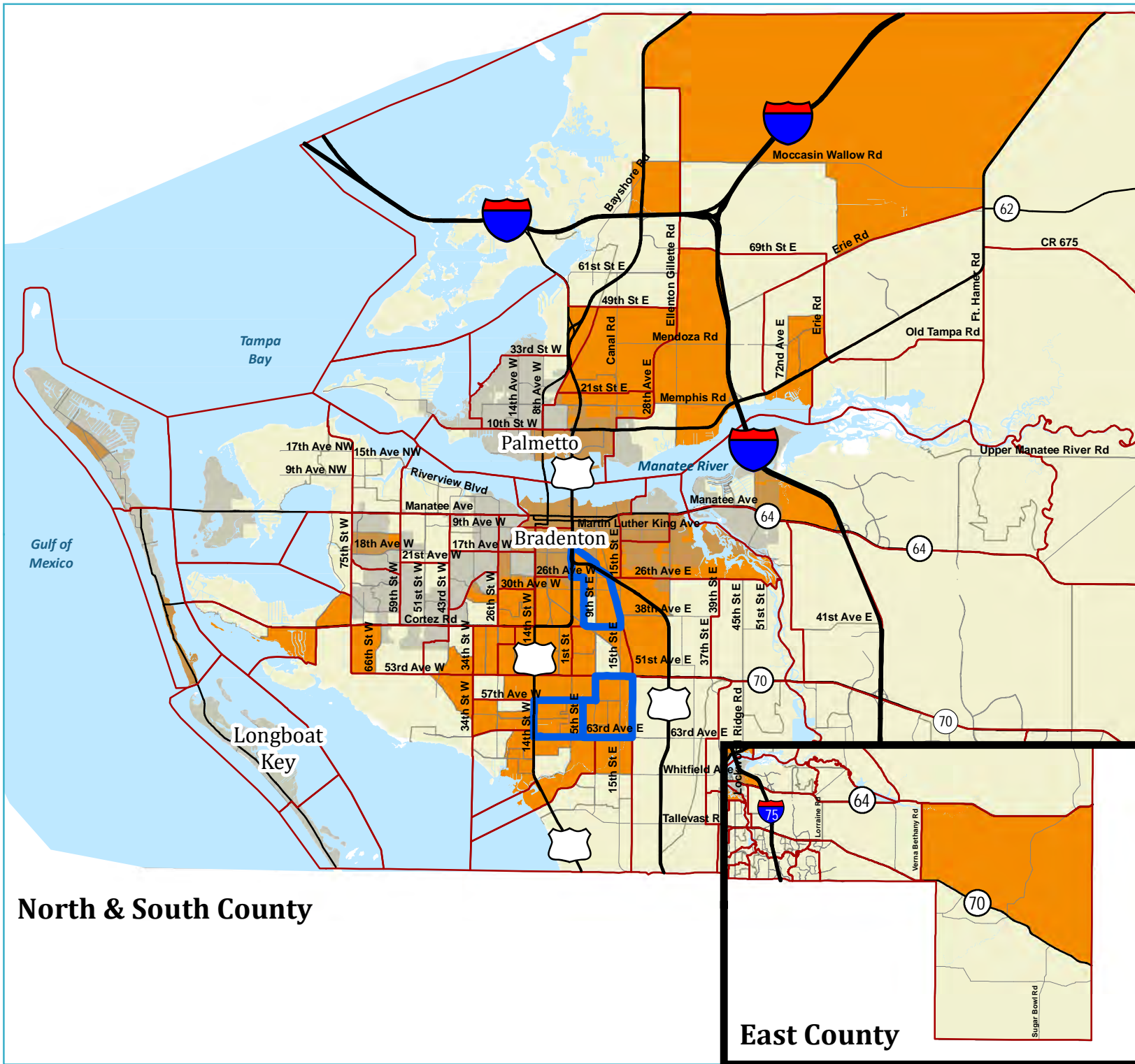
- Racially/Ethnically Concentrated
Areas of Poverty (R/ECAPs)
- Census Tracts (2010)
- Incorporated Cities
- Unincorporated
Manatee County
- Water
- Interstates
- Major Roads
- Minor Roads

Source: 2010 TIGER/Line Shapefiles (Block Groups);
2017 HUD Low/Mod Data (2006-2010 ACS, Base Data)

February 2018



8010 Woodland Center Blvd.
Suite 1200
Tampa, FL 33614
www.WadeTrim.com



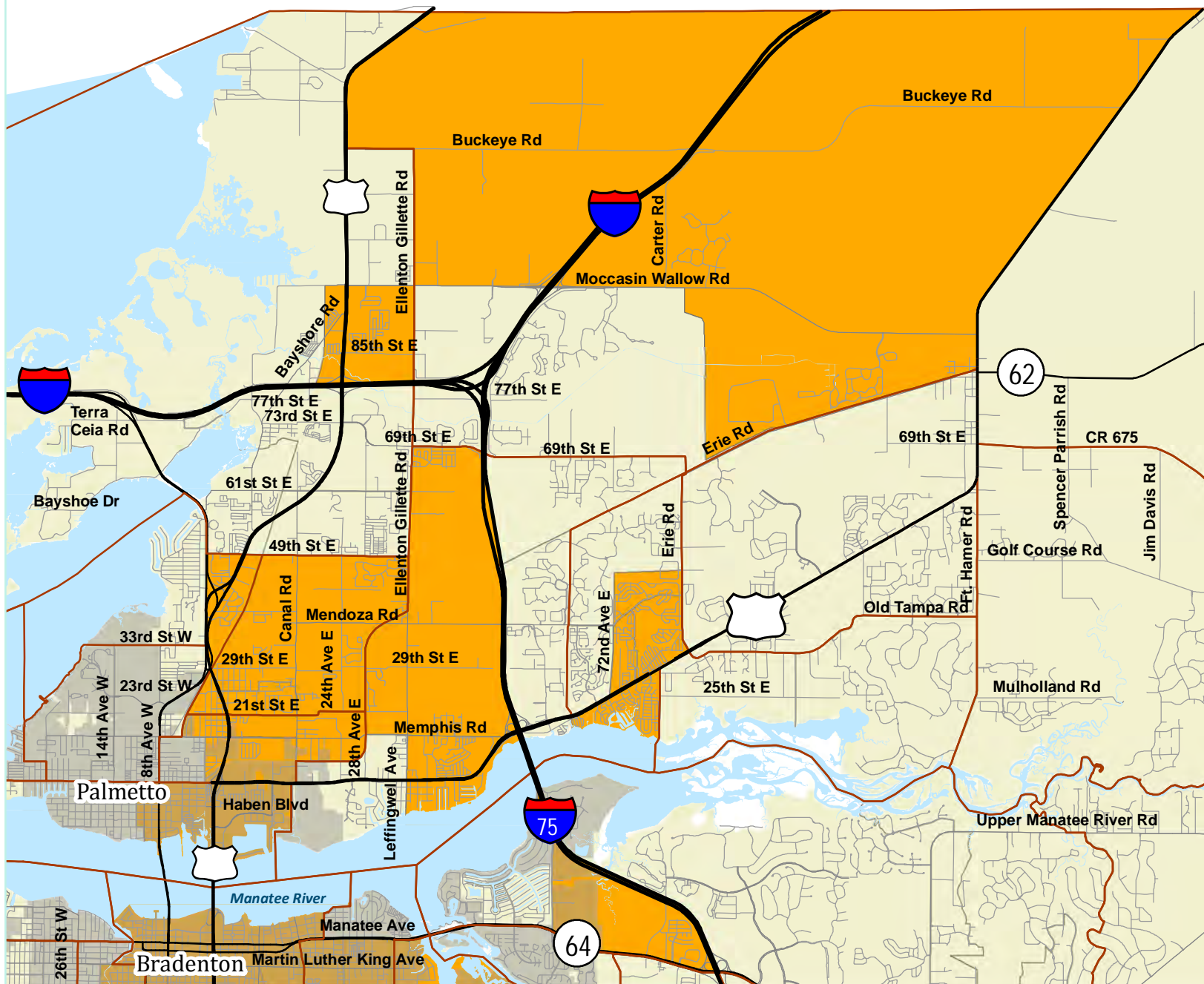
North & South County

East County

Manatee County

2017 HUD Low & Moderate Income Areas

North County



2017 HUD Low/Mod Data Percentage of Low/Mod Population by Block Group

- < 51%
- >= 51%

Racially/Ethnically Concentrated
Areas of Poverty (R/ECAPs)

Census Tracts (2010)

Incorporated Cities

Unincorporated
Manatee County

Water

Interstates

Major Roads

Minor Roads

Source: 2010 TIGER/Line Shapefiles (Block Groups);
2017 HUD Low/Mod Data (2006-2010 ACS, Base Data)

February 2018



0 1 2 Miles



8010 Woodland Center Blvd.
Suite 1200
Tampa, FL 33614
www.WadeTrim.com

Manatee County

2017 HUD Low & Moderate Income Areas

2017 HUD Low/Mod Data Percentage of Low/Mod Population by Block Group

- < 51%
- ≥ 51%

Racially/Ethnically Concentrated
Areas of Poverty (R/ECAPs)

Census Tracts (2010)

Incorporated Cities

Unincorporated
Manatee County

Water

Interstates

Major Roads

Minor Roads

Source: 2010 TIGER/Line Shapefiles (Block Groups);
2017 HUD Low/Mod Data (2006-2010 ACS, Base Data)

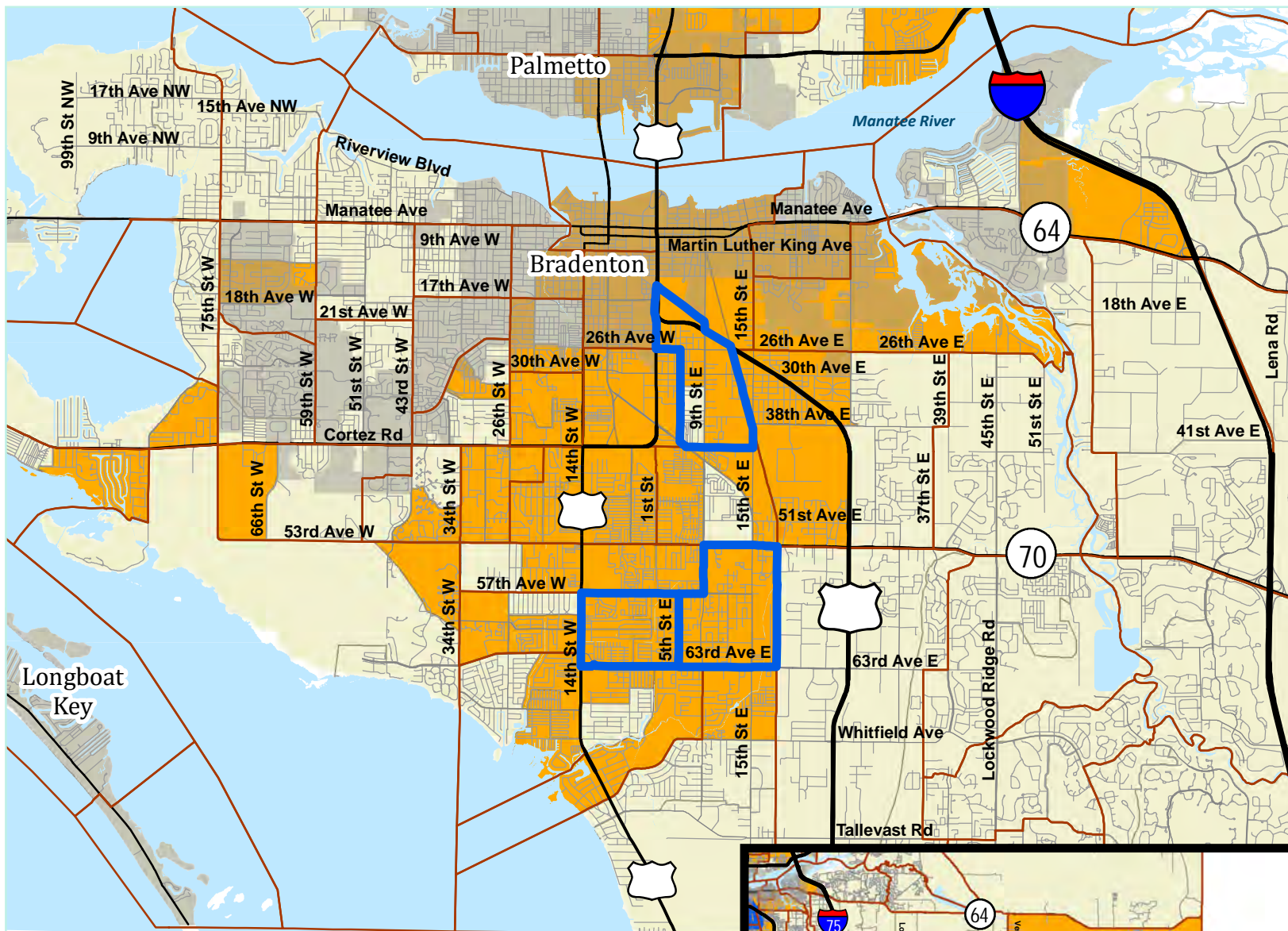
February 2018



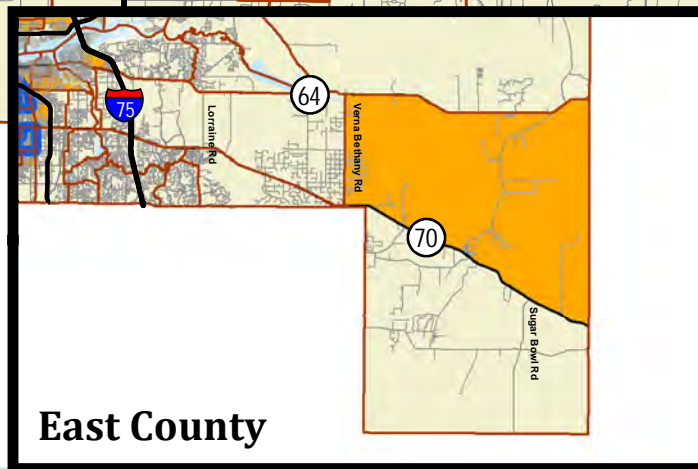
0 1 2 Miles



8010 Woodland Center Blvd.
Suite 1200
Tampa, FL 33614
www.WadeTrim.com



South County



East County

Manatee County

African-American Population

American Community Survey Percentage of Black or African-American Population by Block Group

- Less than 20%
- 20% - 29%
- 30% - 39%
- 40% - 49%
- More than 50%

Racially/Ethnically Concentrated
Areas of Poverty (R/ECAPs)

Census Tracts (2010)

Incorporated Cities

Unincorporated
Manatee County

Water

Interstates

Major Roads

Minor Roads

Source: 2010 TIGER/Line Shapefiles (Block Groups);
2011-2016 American Community Survey, 5-Year Estimates

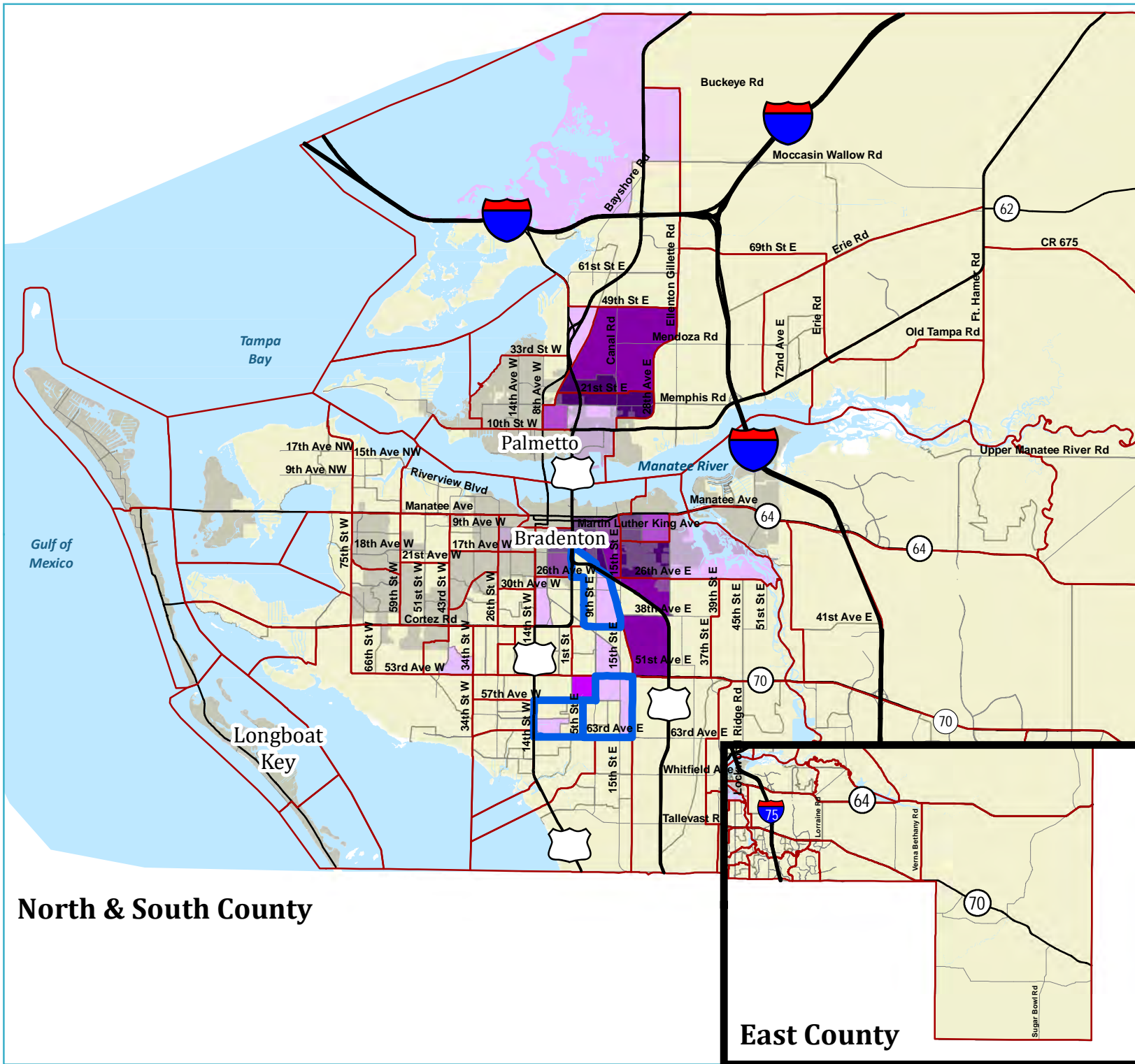
February 2018



0 1 2
Miles



8010 Woodland Center Blvd.
Suite 1200
Tampa, FL 33614
www.WadeTrim.com



North & South County

East County

Manatee County

Hispanic or Latino Population

American Community Survey Percentage of Hispanic or Latino Population by Block Group

- Less than 20%
- 21% - 24%
- 25% - 40%
- 41% - 50%
- More than 50%

Racially/Ethnically Concentrated
Areas of Poverty (R/ECAPs)

Census Tracts (2010)

Incorporated Cities

Unincorporated
Manatee County

Water

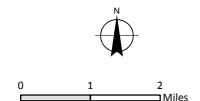
Interstates

Major Roads

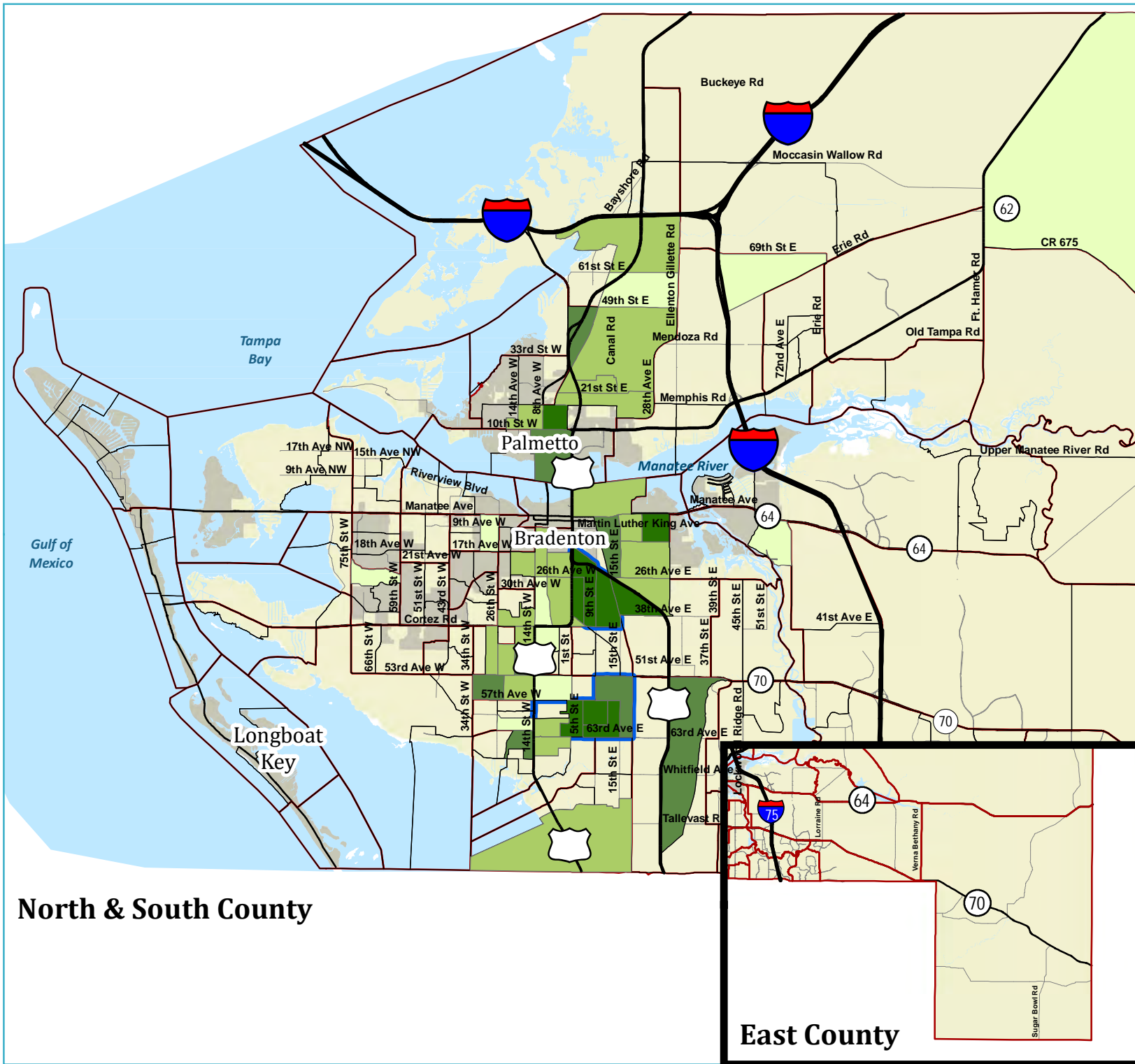
Minor Roads

Source: 2010 TIGER/Line Shapefiles (Block Groups);
2012-2016 American Community Survey, 5-Year Estimates

February 2018



8010 Woodland Center Blvd.
Suite 1200
Tampa, FL 33614
www.WadeTrim.com



North & South County

East County