

CITIZENS OVERSIGHT COMMITTEE INFRASTRUCTURE SALES TAX ADVISORY BOARD

08/21/25



Summary of Changes to Category Percentages as of 8/5/25

Infrastructure Sales Tax Summary of Changes to Category Percentages August 5, 2025

Exhibit 1

	Resolution R-24-155	Changes through 8/5/25	8/5/2025
Transportation			
Sidewalks	5.3%	-	5.3%
Intersections	9.9%	-	9.9%
Roads	55.5%	-	55.5%
Stormwater	2.9%	-	2.9%
	<u>73.6%</u>	<u>0.0%</u>	<u>73.6%</u>
Public Safety & Law Enforcement			
Facilities & Equipment	7.3%	-	7.3%
Criminal Justice/PS Facility Improve	4.7%	-	4.7%
911 & PS Technology Upgrades	0.0%	-	0.0%
Animal Services & Sheltering	2.1%	-	2.1%
	<u>14.1%</u>	<u>0.0%</u>	<u>14.1%</u>
Parks & Community Facilities			
District Parks & Aquatic Facilities	3.5%	-	3.5%
Athletic Fields	2.1%	-	2.1%
Recreation Bldgs & Playgrounds	2.0%	-	2.0%
Preserves & Boat Ramps	2.3%	-	2.3%
Libraries & Comm Facilities	2.4%	-	2.4%
	<u>12.3%</u>	<u>0.0%</u>	<u>12.3%</u>
Grand Totals	100.0%	0.0%	100.0%

FY25 Amended as of 8/7/2025

Infrastructure Sales Tax Summary of Expense Appropriations Through August 7, 2025 - Unaudited

	Prior Years Appropriation	FY25 Adopted	FY25 Amended	Total Project Expense Budget as of 8.7.25
Transportation				
Sidewalks	8,443,327	677,122	957,065	9,400,392
Intersections	27,616,167	1,374,779	(304,814)	27,311,353
Roads	109,988,219	37,465,362	23,660,353	133,648,572
Stormwater	-	-	3,327,831	3,327,831
	146,047,713	39,517,263	27,640,435	173,688,148
Public Safety				
Law Enf Facilities & Equipment	18,447,206	-	-	18,447,206
Criminal Justice/PS Facility Improve	15,775,141	-	(28,112)	15,747,029
911 & PS Technology Upgrades	2,570,700	-	-	2,570,700
Animal Services & Sheltering	6,050,000	3,000,000	3,673,391	9,723,391
	42,843,047	3,000,000	3,645,279	46,488,326
Parks and Community Projects				
District Parks & Aquatic Facilities	7,924,140	-	1,378,665	9,302,805
Athletic Fields	3,835,161	-	-	3,835,161
Recreation Bldgs & Playgrounds	4,845,490	-	(1,583,140)	3,262,350
Preserves & Boat Ramps	6,176,986	3,170,696	1,585,968	7,762,954
Libraries & Comm Facilities	7,800,000	-	-	7,800,000
	30,581,777	3,170,696	1,381,493	31,963,270
Total Infrastructure Sales Tax	219,472,537	45,687,959	32,667,207	252,139,744

Summary of Funds Received and Expended

Infrastructure Sales Tax
Summary of Funds Received and Expended
August 7, 2025 - Unaudited

Exhibit 3

	Resolution 24-155	Beginning Balance	Revenues	Expenses	Ending Balance	Debt Service (Loan Activity)	Adjusted Ending Balance with Loans
Transportation							
Sidewalks	5.3%	4,685,858	1,815,508	844,915	5,656,451	-	5,656,451
Intersections	9.9%	696,431	3,391,231	4,248,454	(160,792)	-	(160,792)
Roads	55.5%	81,963,617	19,011,446	11,093,109	89,881,954	-	89,881,954
Stormwater	2.9%	-	993,390	-	993,390	-	993,390
	73.6%	87,345,906	25,211,575	16,186,478	96,371,003	-	96,371,003
Public Safety & Law Enforcement							
Law Enf Facilities & Equipment	7.3%	10,594,754	2,947,044	1,447,510	12,094,288	-	12,094,288
Criminal Justice/PS Facility Improve	4.7%	5,184,418	1,897,411	2,145,125	4,936,704	-	4,936,704
911 & PS Technology Upgrades	0.0%	3,618,219	-	39,968	3,578,251	-	3,578,251
Animal Services & Sheltering	2.1%	2,978,727	847,780	1,474,216	2,352,291	-	2,352,291
	14.1%	22,376,118	5,692,235	5,106,819	22,961,534	-	22,961,534
Parks & Community Facilities							
District Parks & Aquatic Facilities	3.5%	472,290	1,168,063	2,051,978	(411,625)	-	(411,625)
Athletic Fields	2.1%	(167,357)	700,838	97,507	435,974	-	435,974
Recreation Bldgs & Playgrounds	2.0%	1,219,351	667,465	368,526	1,518,290	-	1,518,290
Preserves & Boat Ramps	2.3%	4,377,810	847,110	130,686	5,094,236	-	5,094,236
Libraries & Comm Facilities	2.4%	1,453,707	800,957	861,074	1,393,590	-	1,393,590
	12.3%	7,355,801	4,184,433	3,509,771	8,030,465	-	8,030,465
Grand Totals	100.0%	117,077,825	35,088,243	24,803,068	127,363,002	-	127,363,002

Summary of Revenues

Summary of IST over 15 years

	R-24-155	Total Revenues over 15 Years	Total List as of 8.7.25	Remaining Balance
Transportation				
Sidewalks	5.3%	\$ 35,748,782	\$ 28,093,616	\$ 7,655,166
Intersection Improvements	9.9%	66,776,028	60,463,251	6,312,778
Major Road Improvements	55.5%	374,678,022	367,929,203	6,748,819
Stormwater Improvements	2.9%	14,526,467	13,819,774	706,693
	73.6%	491,729,298	470,305,844	21,423,455
Public Safety & Law Enforcement				
Law Enforcement Facilities & Equip	7.3%	49,218,358	36,506,458	12,711,901
Criminal Justice & Public Safety Facility	4.7%	31,688,369	27,751,611	3,936,758
911 & Public Safety Technology Upgrades	0.0%	5,025,931	4,956,807	69,124
Animal Services & Sheltering	2.1%	13,146,410	11,339,678	1,806,731
	14.1%	99,079,068	80,554,554	18,524,514
Parks & Community Facilities				
District Parks & Aquatic Facilities	3.5%	23,969,204	23,668,620	300,585
Athletic Fields	2.1%	14,962,290	14,962,290	0
Recreation Buildings & Playgrounds	2.0%	14,863,449	8,315,849	6,547,601
Environmental Preserves & Boat Ramps	2.3%	15,350,533	13,693,481	1,657,052
Libraries & Community Facilities	2.4%	15,314,015	9,505,622	5,808,393
	12.3%	84,459,492	70,145,861	14,313,631
TOTAL	100.0%	<u>\$ 675,267,858</u>	<u>\$ 621,006,258</u>	<u>\$ 54,261,600</u>

Summary of Infrastructure Sales Tax Changes as of BOCC meeting 8/5/2025

SUMMARY OF INFRASTRUCTURE SALES TAX CHANGES

Exhibit 2

IST Project #	Description	Resolution	Accounting Project #	Total Removed	Total Added	Change
Project and Equipment List New Total		1/14/2025				\$ 594,796,055
ABOVE REVIEWED BY THE CITIZENS OVERSIGHT COMMITTEE April 8, 2025						
PSAS00322	Bishop Animal Shelter - Scope Change	R-25-029	6111100	-	-	-
Project and Equipment List New Total		3/4/2025				\$ 594,796,055
PSAS00322	Bishop Animal Shelter	B-25-049/1	6111100	(1,504,634)	-	(1,504,634)
PSAS00425	Bishop Animal Shelter - PH 2	B-25-049/1	6111101	-	2,178,025	2,178,025
PCEP005	Robinson Preserve Boardwalk	B-25-044/1	5400018	-	121,987	121,987
PCDP01721	Volunteer Education Building	B-25-044/1	6085221	(69,739)	-	(69,739)
Project and Equipment List New Total		3/25/2025				\$ 595,521,694
TRSW08923	Buffalo Road from Imperial Circle to Bobby Jones Court	B-25-052/1	6115760	-	509,367	509,367
Project and Equipment List New Total		4/1/2025				\$ 596,031,061
PCDP01621	G.T. Bray Bright Outlook Restroom	B-25-053/1	6007523	(80,624)	-	(80,624)
PCRP003	Coquina Beach - Pavilion Replacement	B-25-053/1	6005721	(24,437)	-	(24,437)
PCAF02222	Blackstone Park Shade Structure	B-25-053/1	6113503	(164,949)	-	(164,949)
PCAF02522	GT Bray Park Shade Structure	B-25-053/1	6113504	(5,076)	-	(5,076)
PCAF02322	Braden River Park Shade Structure	B-25-053/1	6113505	(97,597)	-	(97,597)
PCAF02622	Lakewood Ranch Park Shade Structure	B-25-053/1	6113506	(36,629)	-	(36,629)
Project and Equipment List New Total		4/15/2025				\$ 595,621,749

Summary of Infrastructure Sales Tax Changes

Continued

SUMMARY OF INFRASTRUCTURE SALES TAX CHANGES

Exhibit 2

IST Project #	Description	Resolution	Accounting Project #	Total Removed	Total Added	Change
TRSW005	1st Ave W - 63rd St NW - 59th St W	B-25-061/1	5400044	(170,987)	-	(170,987)
TRSW058	Case Ave - Cornell Rd - Tulane Rd	B-25-061/1	5400045	(18,000)	-	(18,000)
TRSW079	Whitfield Ave - 15th St E - 9th Ave E	B-25-061/1	5400046	(210,411)	-	(210,411)
TRII016	Honore Ave @ Cooper Creek Blvd	B-25-061/1	6080560	(519,721)	-	(519,721)
TRII015	Erie Rd/SR62 at US 301 Parrish	B-25-061/1	6094060	(1,167,837)	-	(1,167,837)
TRRI02922	Canal Rd - 17th ST E to 37th ST E - Segment 2	B-25-061/1	6094361	(723,866)	-	(723,866)
TRSW057	Cape Vista Drive - Cortez Road - 36th Avenue	B-25-061/1	6115761	(42,387)	-	(42,387)
TRSW040	61st Ave E - 1st St E - 5th St E	B-25-061/1	6115762	(18,319)	-	(18,319)
TRSW027	42nd Ave W - 63rd St W - 59th St W	B-25-061/1	6115763	(17,488)	-	(17,488)
TRSW024	39th Ave W - 63rd St W - 59th St W	B-25-061/1	6115764	(16,174)	-	(16,174)
TRRI03825	75th St - 20th Ave W to Manatee Ave	B-25-063	6108260	-	15,416,433	15,416,433
Project and Equipment List New Total						\$ 608,132,992
TRSW09025	Morgan Johnson Road Sidewalk - 13th Ave E to Amberly Dr	B-25-072/1	6049762	-	94,627	94,627
Project and Equipment List New Total						\$ 608,227,619
TRII03323	9th Avenue NW Roundabout Raised Intersection	B-25-079/1	6116860	(3,100,000)	-	(3,100,000)
TRRI018	Canal Rd - US301 to 17th St E - Segment 1	B-25-079/2	6094360	-	154,743	154,743
Project and Equipment List New Total						\$ 605,282,362
PSLE01824	MCSO - Fleet Facility Fuel Site	B-25-087	6106502	-	1,188,610	1,188,610
PSCJ010	MCSO - Jail - Replacement of Fan Coil Units	B-25-092/1	6005231	(20,635)	-	(20,635)
PSCJ02323	MCSO - Desoto Center Roof Replacement	B-25-092/1	5400047	(27,365)	-	(27,365)
Project and Equipment List New Total						\$ 606,422,972

Summary of Infrastructure Sales Tax Changes

Continued

SUMMARY OF INFRASTRUCTURE SALES TAX CHANGES

Exhibit 2

IST Project #	Description	Resolution	Accounting Project #	Total Removed	Total Added	Change
TRSW09025	Morgan Johnson Road Sidewalk - 13th Ave E to Amberly Dr	Recommended FY26-30 CIP		489,185		489,185
TRII04326	Lakewood Ranch Boulevard at Woodfern Trail - Roundabout	Recommended FY26-30 CIP		340,000		340,000
TRII03626	44th Avenue E and Wood Fern Trail Mast Arm	Recommended FY26-30 CIP		305,000		305,000
TRII03726	53rd Ave W and 30th St W Intersection Improvements	Recommended FY26-30 CIP		330,000		330,000
TRII03826	53rd Ave W and 34th St W Intersection Improvements	Recommended FY26-30 CIP		275,000		275,000
TRII03926	53rd Ave W and 36th St W Intersection Improvements	Recommended FY26-30 CIP		175,000		175,000
TRII04026	Lakewood Ranch Blvd at East Manatee Fire District Station 1	Recommended FY26-30 CIP		656,000		656,000
TRII04126	Lakewood Ranch Boulevard at Gatewood Drive - Round-about	Recommended FY26-30 CIP		340,000		340,000
TRII04226	Lakewood Ranch Boulevard at Portal Crossing - Mast Arm	Recommended FY26-30 CIP		330,000		330,000
TRII04826	White Eagle Blvd at Serenity Run/Filmore Run Intersection Improvements	Recommended FY26-30 CIP		185,000		185,000
TRII04726	University Parkway at Legacy Boulevard/Deer Drive Intersection Improvements	Recommended FY26-30 CIP		350,000		350,000
TRII04626	SR 70 at Uihlein Road Temporary Traffic Signal	Recommended FY26-30 CIP		827,000		827,000
TRII04426	Rangeland Parkway at Post Boulevard - Mast Arm	Recommended FY26-30 CIP		280,000		280,000
TRII04526	SR 64 at 117th Street E Intersection Improvements	Recommended FY26-30 CIP		800,000		800,000
TRRI04726	Upper Manatee River Road - Mill Creek Bridge 134023	Recommended FY26-30 CIP		2,520,000		2,520,000
TRRI015	60th Ave E - US 301 / Outlet Mall Entrance	Recommended FY26-30 CIP		25,965,754		25,965,754
TRRI018	Canal Rd - US 301 - US 44 Canal Rd - US301 to 17th St E - Segment 1	Recommended FY26-30 CIP		32,805,858		32,805,858
TRRI04826	Lena Road - SR 70 to SR 64	Recommended FY26-30 CIP		15,000,148		15,000,148
TRRI03524	Erie Road - 69th St E to Martha Road	Recommended FY26-30 CIP		49,795,334		49,795,334
TRRI04126	North Rye Rd 4-Lane Widening	Recommended FY26-30 CIP		11,000,000		11,000,000
TRRI04226	9th St W over Cedar Hammock Canal - Bridge 134076 Rehabilitation	Recommended FY26-30 CIP		725,725		725,725
TRRI04326	Palma Sola Blvd - Bridge 134015 Replacement*	Recommended FY26-30 CIP		3,648,026		3,648,026
TRRI04526	Singletary Rd over Branch of Myakka River - Bridge 134055 Replacement	Recommended FY26-30 CIP		695,500		695,500
TRRI04626	Singletary Rd over Tatum Gully - Bridge 134056 Replacement	Recommended FY26-30 CIP		347,750		347,750
TRRI04426	Rural Road Improvement Plan	Recommended FY26-30 CIP		1,483,113		1,483,113
TRRI04926	Trailways Master Plan Implementation	Recommended FY26-30 CIP		1,000,000		1,000,000
PSCJ02626	PSD Additional ALS Ambulance	Recommended FY26-30 CIP		688,986		688,986
PCDP02426	51st Street Park - Lighting/Electricity	Recommended FY26-30 CIP		313,627		313,627
PCDP02526	Tom Bennett Volleyball Court Expansion	Recommended FY26-30 CIP		294,358		294,358
PCDP02626	Lakewood Ranch Parking Expansion	Recommended FY26-30 CIP		1,008,480		1,008,480
PCDP02726	Lakewood Ranch Park Improvements	Recommended FY26-30 CIP		537,000		537,000
PCDP02826	Gateway Greenway Trail	Recommended FY26-30 CIP		550,000		550,000
PCAF03326	Blackstone Park Upgrades - Batting Cages	Recommended FY26-30 CIP		142,500		142,500
PCRP01626	Blackstone Park Upgrades - New Pavilion	Recommended FY26-30 CIP		252,400		252,400
PCEP01325	Living Ag Land Lab at Geraldson Farm - Pavilion	Recommended FY26-30 CIP		10,594		10,594
PCEP01425	Rye Preserve Scenic Trail & Amenities Improvement	Recommended FY26-30 CIP		275,000		275,000
PCDP013	Washington Park Phase III	Recommended FY26-30 CIP		273,750		273,750
PCEP01626	Living Lab at Geraldson Farm Barn	Recommended FY26-30 CIP		36,300		36,300
PCEP01726	Perico Preserve Trailhead Restrooms	Recommended FY26-30 CIP		200,575		200,575
PCEP01826	Rye Preserve Tent Camping Loop and Kayak Launch - Road & Launch	Recommended FY26-30 CIP		12,275		12,275
PCEP01926	Duette Bridge Replacement	Recommended FY26-30 CIP		689,500		689,500

Summary of Infrastructure Sales Tax Changes

Continued

SUMMARY OF INFRASTRUCTURE SALES TAX CHANGES		Exhibit 2				
IST Project #	Description	Resolution	Accounting Project #	Total Removed	Total Added	Change
PCAF03125	Country Club East Park Baseball Improvements	Recommended FY26-30 CIP		(2,418,936)		(2,418,936)
TRRI002	30 Ave E from 9th St E to 15th St E	Recommended FY26-30 CIP		(5,189,000)		(5,189,000)
TRRI007	51 AV E from US 301 to 33 ST E	Recommended FY26-30 CIP		(5,500,000)		(5,500,000)
TRRI003	37th St E - 38th Ave E - SR 70 -	Recommended FY26-30 CIP		(12,971,000)		(12,971,000)
TRRI023	Upper Manatee River Rd from Ft Hamer Bridge to Rye Rd	Recommended FY26-30 CIP		(21,000,000)		(21,000,000)
TRRI03625	26th St W over Cedar Hammock Canal - Bridge 134033 Replacement	Recommended FY26-30 CIP		-		-
TRRI03725	53rd Ave W - 26th St W to 43rd St W Operational & Multimodal Safety Improvements	Recommended FY26-30 CIP		-		-
TRRI004	43 St W from Cortez Rd to 53 Ave W	Recommended FY26-30 CIP		(11,207,000)		(11,207,000)
TRRI005	43rd St W from 36th Ave W to 9th Ave W	Recommended FY26-30 CIP		(15,876,000)		(15,876,000)
TRRI006	45 St E from 44 Ave E to 26 Ave E	Recommended FY26-30 CIP		(10,377,000)		(10,377,000)
TRRI008	51st St W from 21st Ave W to Cortez Rd	Recommended FY26-30 CIP		(13,386,000)		(13,386,000)
TRRI010	53 Ave W from 26 St W to 30 St W	Recommended FY26-30 CIP		(3,743,000)		(3,743,000)
TRRI011	53rd Avenue W from US 41 to 26th Street W	Recommended FY26-30 CIP		(10,797,000)		(10,797,000)
TRRI013	59th St W - Riverview Blvd - Manatee Ave W	Recommended FY26-30 CIP		(10,169,000)		(10,169,000)
TRRI016	69 St E from Ellenton-Gillette to I-75	Recommended FY26-30 CIP		(8,405,000)		(8,405,000)
TRRI017	69 St E from US 41 to Ellenton-Gillette	Recommended FY26-30 CIP		(9,754,000)		(9,754,000)
TRRI019	Honore Ave from 83 Ave E to Cooper Creek Blvd	Recommended FY26-30 CIP		(2,666,000)		(2,666,000)
TRRI020	Mendoza Rd from Ellenton-Gillette to I-75	Recommended FY26-30 CIP		(10,999,000)		(10,999,000)
TRRI024	Victory Rd from Mendoza Rd to US 301	Recommended FY26-30 CIP		(8,094,000)		(8,094,000)
6/11/2025 - Recommended FY26-30 CIP						<u>\$ 599,825,774</u>
TRII03021	Tuttle Ave at Bridal Falls Ln/Broadway Ave - Traffic Signal Imprv	B-25-099/1	6049061	(146,778)		(146,778)
TRSW08923	Buffalo Road from Imperial Circle to Bobby Jones Court	B-25-104	6115760		169,715	169,715
						<u>22,937</u>
Project and Equipment List New Total						<u>\$ 599,848,711</u>
7/29/2025						
PSLE02126	Musgrave Property EMS/MSO Combined Substation and Ambulance Addition	Proposed FY26-30 CIP	TP26056		1,282,147	1,282,147
PSCJ02726	Musgrave Property EMS/MSO Combined Substation and Ambulance Addition	Proposed FY26-30 CIP	TP26056		5,197,622	5,197,622
TRRI05026	Mulholland Road Extension	Proposed FY26-30 CIP	6102161		8,431,600	8,431,600
PCAF03426	Premier Sports Campus Irrigation	Proposed FY26-30 CIP	PJTP26059		2,828,522	2,828,522
						<u>17,739,891</u>
Project and Equipment List New Total						<u>\$ 617,588,602</u>
7/31/2025 - Proposed FY26-30 CIP						
PCRP01524	G.T. Bray Second Floor Buildout	B-25-112	6007525	(1,583,140)		(1,583,140)
						<u>(1,583,140)</u>
Project and Equipment List New Total						<u>\$ 616,005,462</u>
8/5/2025						

ABOVE REVIEWED BY THE CITIZENS OVERSIGHT COMMITTEE August 21, 2025

FY26-30 Proposed IST

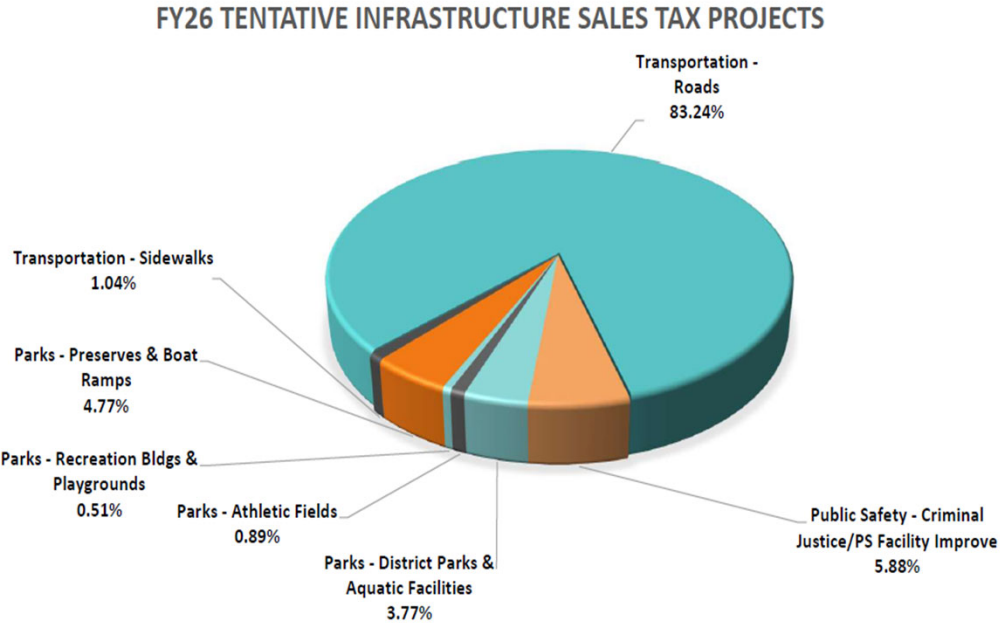
Infrastructure Sales Tax

	Appropriated to Date	FY2026	FY2027	FY2028	FY2029	FY2030	Future	Total
Transportation								
Sidewalks	\$ 8,746,540	\$ 464,100	\$ 16,050	\$ -	\$ -	\$ -	\$ 473,135	\$ 9,699,825
Intersections	20,593,288	-	-	6,207,365	735,000	5,193,000	-	32,728,653
Roads	130,103,673	41,095,349	40,484,899	58,245,502	32,805,858	22,615,148	-	325,350,429
Stormwater	3,327,831	-	-	-	-	-	-	3,327,831
	<u>\$ 162,771,332</u>	<u>\$ 41,559,449</u>	<u>\$ 40,500,949</u>	<u>\$ 64,452,867</u>	<u>\$ 33,540,858</u>	<u>\$ 27,808,148</u>	<u>\$ 473,135</u>	<u>\$ 371,106,738</u>
Public Safety								
Law Enf Facilities & Equipment	\$ 19,939,969	\$ -	\$ -	\$ -	\$ -	\$ -	\$ -	\$ 19,939,969
Criminal Justice/PS Facility Improve	14,481,760	2,903,107	2,407,554	2,358,094	-	-	-	22,150,515
911 & PS Technology Upgrades	2,570,700	-	-	-	-	-	-	2,570,700
Animal Services & Sheltering	9,723,391	-	-	-	-	-	-	9,723,391
	<u>\$ 46,715,820</u>	<u>\$ 2,903,107</u>	<u>\$ 2,407,554</u>	<u>\$ 2,358,094</u>	<u>\$ -</u>	<u>\$ -</u>	<u>\$ -</u>	<u>\$ 54,384,575</u>
Parks and Community Projects								
District Parks & Aquatic Facilities	\$ 7,514,153	\$ 1,859,107	\$ 550,000	\$ -	\$ -	\$ -	\$ -	\$ 9,923,260
Athletic Fields	2,147,661	436,858	2,828,522	-	-	-	-	5,413,041
Recreation Bldgs & Playgrounds	2,980,000	252,400	-	-	-	-	-	3,232,400
Preserves & Boat Ramps	7,562,616	2,356,744	273,750	-	-	-	-	10,193,110
Libraries & Comm Facilities	7,800,000	-	-	-	-	-	-	7,800,000
	<u>\$ 28,004,430</u>	<u>\$ 4,905,109</u>	<u>\$ 3,652,272</u>	<u>\$ -</u>	<u>\$ -</u>	<u>\$ -</u>	<u>\$ -</u>	<u>\$ 36,561,811</u>
Total Infrastructure Sales Tax	\$ 237,491,582	\$ 49,367,665	\$ 46,560,775	\$ 66,810,961	\$ 33,540,858	\$ 27,808,148	\$ 473,135	\$ 462,053,124

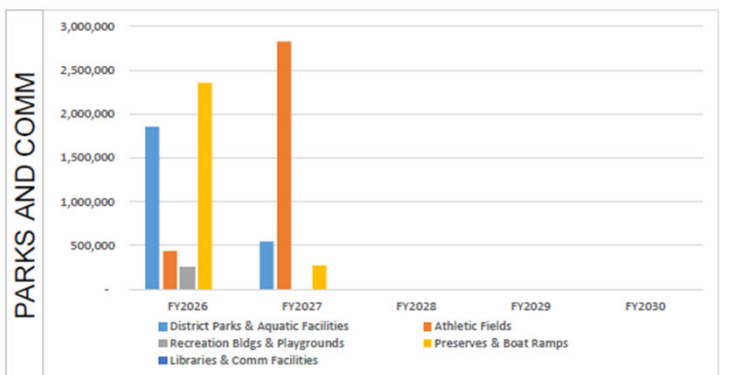
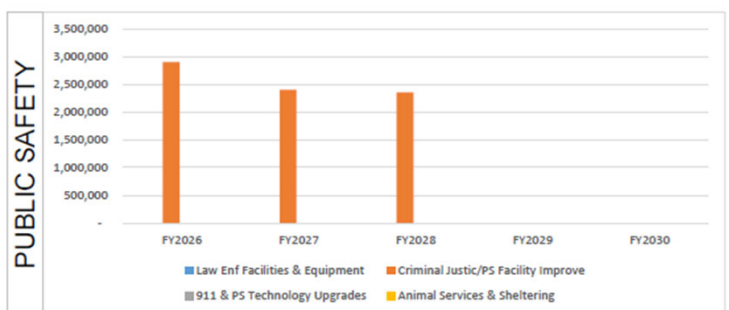
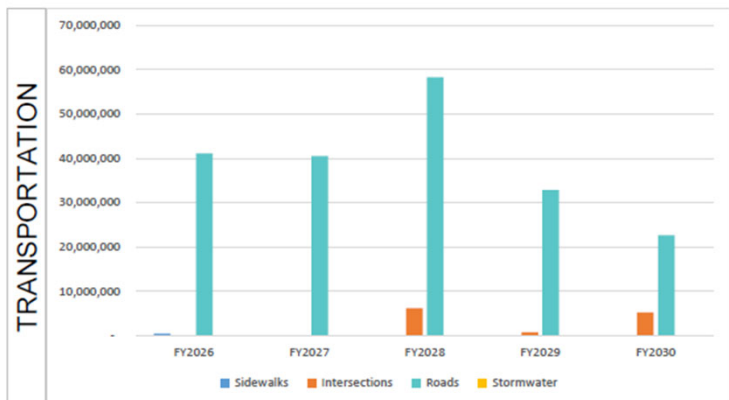
FY26 Proposed IST

Infrastructure Sales Tax

	FY2026
Transportation	
Sidewalks	\$ 464,100
Intersections	-
Roads	41,095,349
Stormwater	-
	<hr/>
	\$ 41,559,449
Public Safety	
Law Enf Facilities & Equipment	\$ -
Criminal Justice/PS Facility Improve	2,903,107
911 & PS Technology Upgrades	-
Animal Services & Sheltering	-
	<hr/>
	\$ 2,903,107
Parks and Community Projects	
District Parks & Aquatic Facilities	\$ 1,859,107
Athletic Fields	436,858
Recreation Bldgs & Playgrounds	252,400
Preserves & Boat Ramps	2,356,744
Libraries & Comm Facilities	-
	<hr/>
	\$ 4,905,109
Total Infrastructure Sales Tax	<hr/>
	\$ 49,367,665



FY26-30 Proposed IST



FY26-30 PROJECTS

Number of Projects Started:		FY26-30 List
Transportation		
Sidewalks	19	
Intersections	28	
Road Improvements	30	
Stormwater	2	
		79
Public Safety		
Law Enf Fac & Equipment	11	
Crim Justice/PS Facility	7	
911 & PS Technology Upgrades	1	
Animal Services & Sheltering	2	
		21
Parks		
District Parks & Aquatics	13	
Athletic Fields	8	
Recreation Bldgs & Playgrounds	6	
Preserves & Boat Ramps	19	
Libraries & Comm Facilities	1	
		47
Total Projects		147

NEXT INFRASTRUCTURE SALES TAX CITIZENS OVERSIGHT COMMITTEE MEETING WILL BE NOVEMBER 20, 2025

QUESTIONS OR COMMENTS?

