



Manatee County Sheriff's Office - Monthly Jail Report

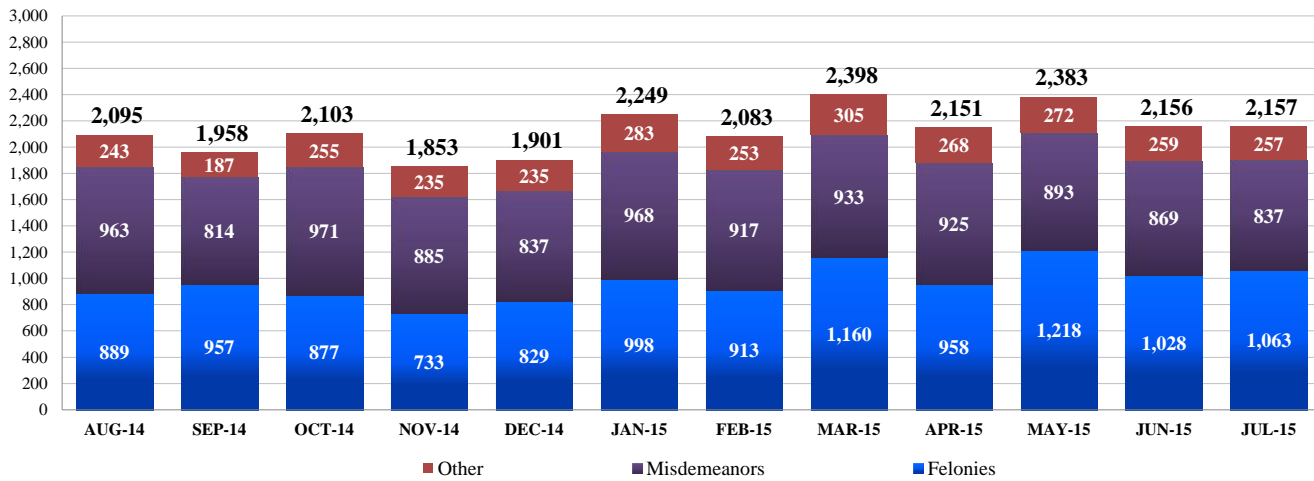


JAIL POPULATION

Custody Status - JULY

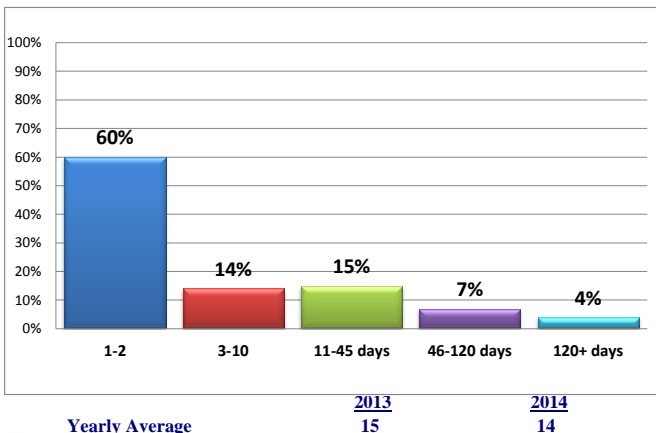
	<u>Daily Average</u> <u>JUL-14</u>	<u>Daily Average</u> <u>JUL -15</u>	<u>% Change</u>
Total Sentenced (Fel)	222	226	1.8%
Total Sentenced (Misd)	27	10	-63.0%
Probation Violators	63	93	47.6%
Total Pre-Trial	655	650	-0.8%
Total Awaiting Sentencing	36	21	-41.7%
All Others	24	35	45.8%
TOTAL	1,027	1,035	0.8%

Number of Charges by Month - 12-Month Period *



- * "Other" category includes charges such as Municipal or Civil violations, Child support
- * Includes all charges (Fel/Misd/Other), not body count
- * Includes only NEW bookings (no re-bookings such as Weekenders or returning inmates on hold)
- * Does NOT include Criminal Registrants, Court Order Pickups, or Courtesy Holds for Other Agencies

Length of Stay - Year 2014



Bookings Breakdown - JUL 2015

	MALE	FEMALE	JUV	W/E
15-Jul	690	288	77	5
15-Jun	747	280	84	5
15-May	738	298	88	1
15-Apr	732	292	79	3
15-Mar	772	301	81	4
15-Feb	701	237	104	4
15-Jan	757	280	89	1
14-Dec	647	272	58	3
14-Nov	646	278	79	4
14-Oct	744	280	92	3
14-Sep	707	301	82	8
14-Aug	704	285	91	3

- * Does not include re-bookings, criminal registrants, court pickups
- * Shows total number of individuals booked per month





Manatee County Sheriff's Office - Monthly Jail Report



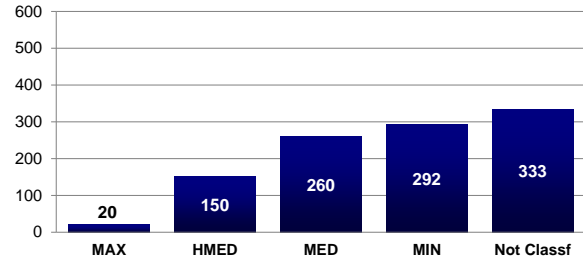
JAIL ACTIVITY & MONTHLY STATISTICS

Bookings

Monthly Bookings	<u>Jul-14</u> 1,174	<u>Jul-15</u> 1,055	<u>% Change</u> -10.1%
Annual Average	<u>Year 2013</u> 1,160	<u>Year 2014</u> 1,080	<u>% Change</u> -6.9%

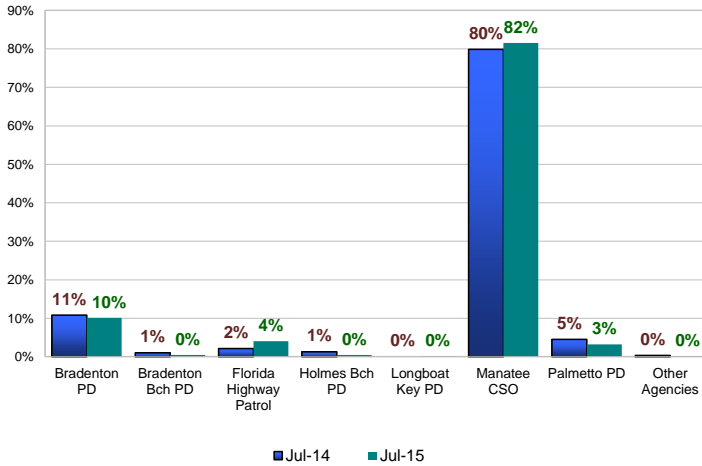
* Includes only new bookings (no re-bookings)

JUL 2015 Inmate Security Level Classification

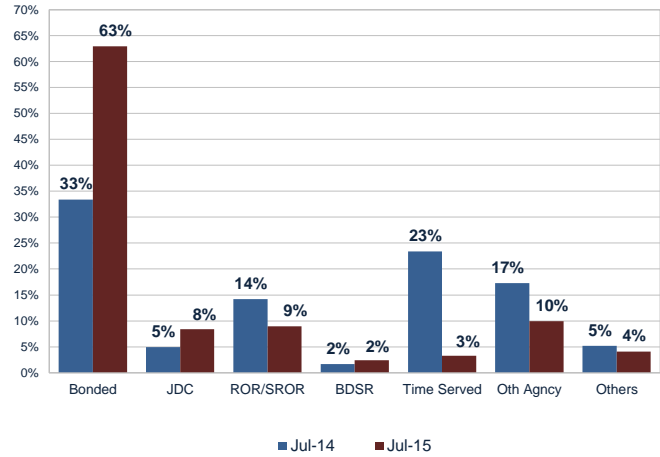


* Not Classified includes Juveniles, Medical Pod, short stays (in-outs)

% of Total Intakes by Agency JUL 2014 vs. JUL 2015 Comparison



% of Total Releases JUL 2014 vs. JUL 2015 Comparison



* Others include weekenders, registrants, purges, etc.

Monthly Intakes - New Bookings by Agency

	<u>JUL 2014</u>	<u>JUL 2015</u>
New Bookings:		
Bradenton PD	127	106
Bradenton Bch PD	12	5
Florida Highway Patrol	25	42
Holmes Bch PD	15	5
Longboat Key PD	0	1
Manatee CSO	938	857
Palmetto PD	53	34
Other Agencies	4	1
Total	1,174	1,051

* New bookings only (no re-bookings)

* New charges added while in jail were NOT considered

* New charges added while in jail were NOT considered

Monthly Releases - By Charges

	<u>JUL 2014</u>	<u>JUL 2015</u>
Bonded	786	787
Registrants	50	43
Release on Own Recognizance	100	64
Supervised ROR	234	112
Bond and SROR	39	30
DJJ or Parent Custody	117	105
Other Agencies	407	124
NFO / Nolle	70	15
Other	122	51
Time Served	483	41
Total	2,408	1,372

* Other includes weekenders, registrants, purges, etc.

